

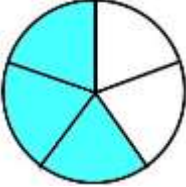

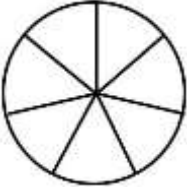
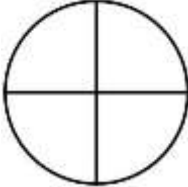

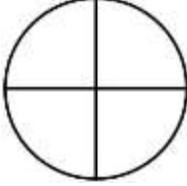


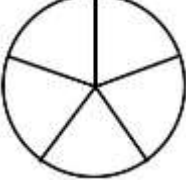

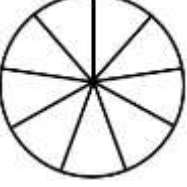

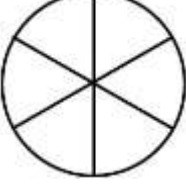
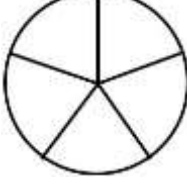
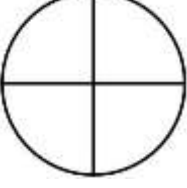
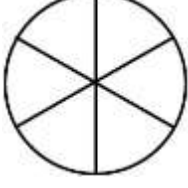
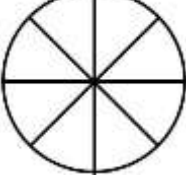
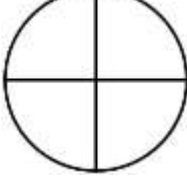
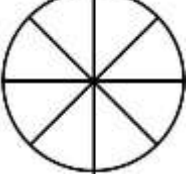

Name

Date



COMPARING FRACTIONS WITH DIAGRAMS SHEET 2

Shade the fraction diagrams and use the symbols $>$, $<$ and $=$ to show how the fractions compare. The first one is done for you.

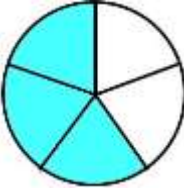

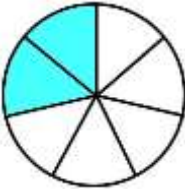
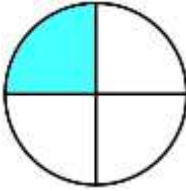

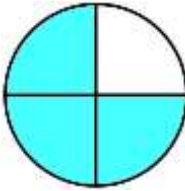

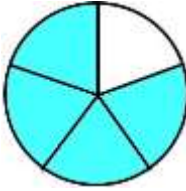
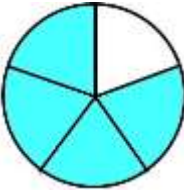

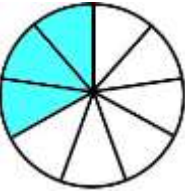

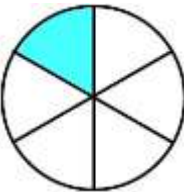
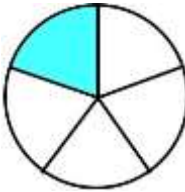
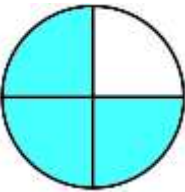
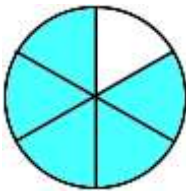
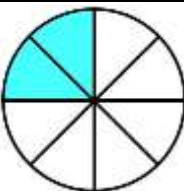
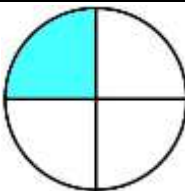
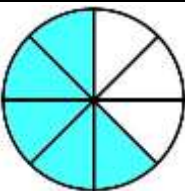

1)  $\frac{3}{5}$	$<$	 $\frac{2}{3}$	6)  $\frac{2}{7}$	$>$	 $\frac{1}{4}$
2)  $\frac{2}{3}$	$>$	 $\frac{3}{4}$	7)  $\frac{3}{3}$	$>$	 $\frac{4}{5}$
3)  $\frac{4}{5}$	$>$	 $\frac{2}{3}$	8)  $\frac{3}{9}$	$>$	 $\frac{1}{3}$
4)  $\frac{1}{6}$	$>$	 $\frac{1}{5}$	9)  $\frac{3}{4}$	$>$	 $\frac{5}{6}$
5)  $\frac{2}{8}$	$>$	 $\frac{1}{4}$	10)  $\frac{5}{8}$	$>$	 $\frac{2}{3}$

Name

Date



COMPARING FRACTION WITH DIAGRAMS SHEET 2 ANSWERS

1)  $\frac{3}{5}$	$<$  $\frac{2}{3}$	6)  $\frac{2}{7}$	$>$  $\frac{1}{4}$
2)  $\frac{2}{3}$	$<$  $\frac{3}{4}$	7)  $\frac{3}{3}$	$>$  $\frac{4}{5}$
3)  $\frac{4}{5}$	$>$  $\frac{2}{3}$	8)  $\frac{3}{9}$	$=$  $\frac{1}{3}$
4)  $\frac{1}{6}$	$<$  $\frac{1}{5}$	9)  $\frac{3}{4}$	$<$  $\frac{5}{6}$
5)  $\frac{2}{8}$	$=$  $\frac{1}{4}$	10)  $\frac{5}{8}$	$<$  $\frac{2}{3}$