

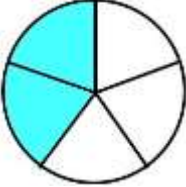
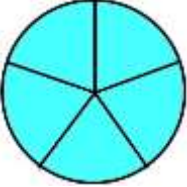

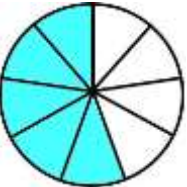
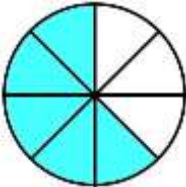
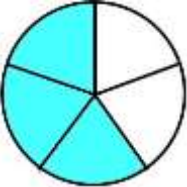
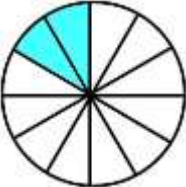
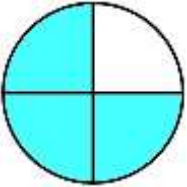
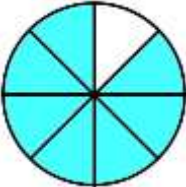
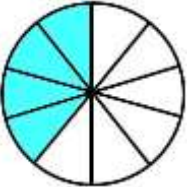
Name

Date



COMPARING FRACTIONS WITH DIAGRAMS SHEET 4

Use the fraction diagrams to complete the missing fractions, and use the symbols $>$, $<$ and $=$ to show how the fractions compare. The first one is done for you.

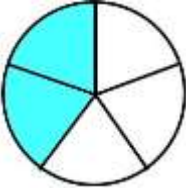
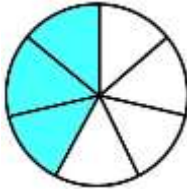
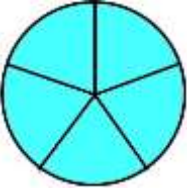
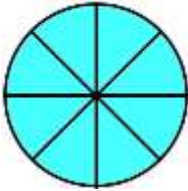
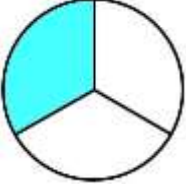
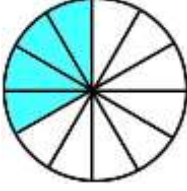
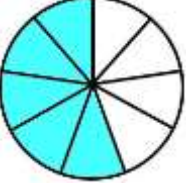
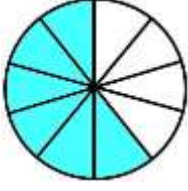
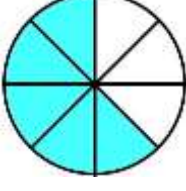
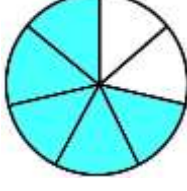
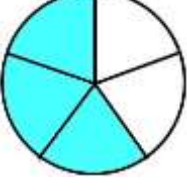
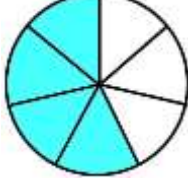
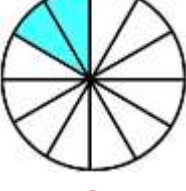
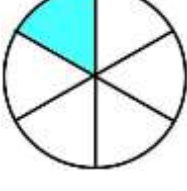
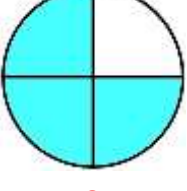
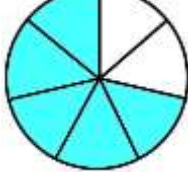
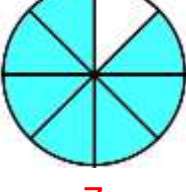
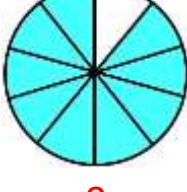
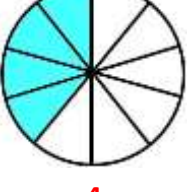
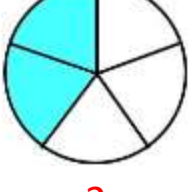
1)  $\frac{2}{5}$ <input type="text" value="<"/> $\frac{3}{7}$	6)  _____ <input type="text"/> _____
2)  _____ <input type="text"/> _____	7)  _____ <input type="text"/> _____
3)  _____ <input type="text"/> _____	8)  _____ <input type="text"/> _____
4)  _____ <input type="text"/> _____	9)  _____ <input type="text"/> _____
5)  _____ <input type="text"/> _____	10)  _____ <input type="text"/> _____

Name

Date



COMPARING FRACTION WITH DIAGRAMS SHEET 4 ANSWERS

<p>1)  $\frac{2}{5}$ <  $\frac{3}{7}$</p>	<p>6)  $\frac{5}{5}$ =  $\frac{8}{8}$</p>
<p>2)  $\frac{1}{3}$ =  $\frac{4}{12}$</p>	<p>7)  $\frac{5}{9}$ <  $\frac{6}{10}$</p>
<p>3)  $\frac{5}{8}$ <  $\frac{5}{7}$</p>	<p>8)  $\frac{3}{5}$ >  $\frac{4}{7}$</p>
<p>4)  $\frac{2}{12}$ =  $\frac{1}{6}$</p>	<p>9)  $\frac{3}{4}$ >  $\frac{5}{7}$</p>
<p>5)  $\frac{7}{8}$ <  $\frac{9}{10}$</p>	<p>10)  $\frac{4}{10}$ =  $\frac{2}{5}$</p>