

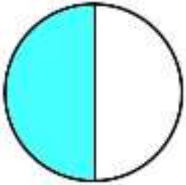
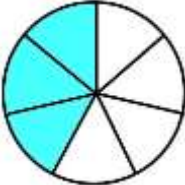
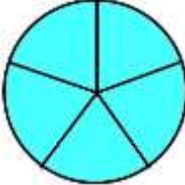
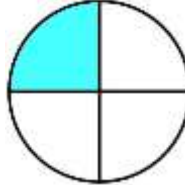

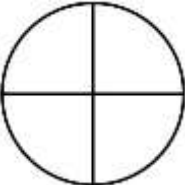

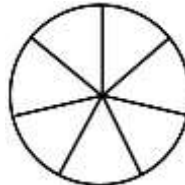

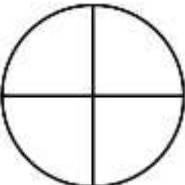
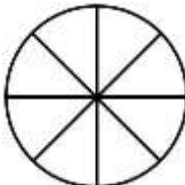
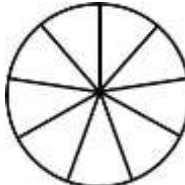
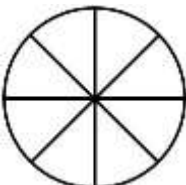
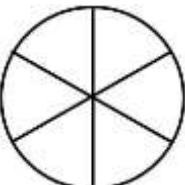

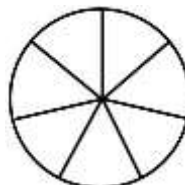
Name

Date



ORDERING FRACTIONS WITH DIAGRAMS SHEET 1

Shade the fraction diagrams and then use the diagrams to put the four fractions in order from smallest to largest. The first one is done for you.

1)		$\frac{1}{2}$		$\frac{3}{7}$		$\frac{5}{5}$		$\frac{1}{4}$	
smallest				largest					
$\frac{1}{4}$		$\frac{3}{7}$		$\frac{1}{2}$		$\frac{5}{5}$			
2)		$\frac{4}{5}$		$\frac{3}{4}$		$\frac{1}{3}$		$\frac{1}{7}$	
smallest				largest					
—		—		—		—			
3)		$\frac{2}{3}$		$\frac{1}{4}$		$\frac{7}{8}$		$\frac{4}{9}$	
smallest				largest					
—		—		—		—			
4)		$\frac{3}{8}$		$\frac{5}{6}$		$\frac{1}{5}$		$\frac{2}{7}$	
smallest				largest					
—		—		—		—			

Name

Date



ORDERING FRACTION WITH DIAGRAMS SHEET 1 ANSWERS

1)	 smallest	$\frac{1}{2}$	 smallest	$\frac{3}{7}$	 smallest	$\frac{5}{5}$	 largest	$\frac{1}{4}$
	$\frac{1}{4}$		$\frac{3}{7}$		$\frac{1}{2}$		$\frac{5}{5}$	
2)	 smallest	$\frac{4}{5}$	 smallest	$\frac{3}{4}$	 smallest	$\frac{1}{3}$	 largest	$\frac{1}{7}$
	$\frac{1}{7}$		$\frac{1}{3}$		$\frac{3}{4}$		$\frac{4}{5}$	
3)	 smallest	$\frac{2}{3}$	 smallest	$\frac{1}{4}$	 smallest	$\frac{7}{8}$	 largest	$\frac{4}{9}$
	$\frac{1}{4}$		$\frac{4}{9}$		$\frac{2}{3}$		$\frac{7}{8}$	
4)	 smallest	$\frac{3}{8}$	 smallest	$\frac{5}{6}$	 smallest	$\frac{1}{5}$	 largest	$\frac{2}{7}$
	$\frac{1}{5}$		$\frac{2}{7}$		$\frac{3}{8}$		$\frac{5}{6}$	