



DIVIDING WHOLE NUMBERS BY UNIT FRACTIONS 1

To divide a whole number by a unit fraction, follow these 3 simple steps:

- 1) Draw out the whole number as a series of ones, where each 'one' is represented by a small rectangle.
- 2) Split each rectangle into the required fraction.
- 3) Count up the number of fractional parts.



Example $4 \div \frac{1}{5}$ *This is the same as saying:*
'How many groups of $\frac{1}{5}$ make 4 ones.'

- 1) Draw 4 small rectangles to represent the ones – each the same size.



- 2) Split each 'one' into fifths.



- 3) Count the number of fifths.
- 4) There are 20 fifths altogether, so :

This gives us $4 \div \frac{1}{5} = 20$

Work out these fraction divisions by splitting up the rectangles into the required fractions.

1) $2 \div \frac{1}{3} =$

2) $4 \div \frac{1}{2} =$

3) $3 \div \frac{1}{4} =$

4) $5 \div \frac{1}{3} =$

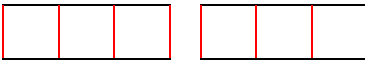
Name

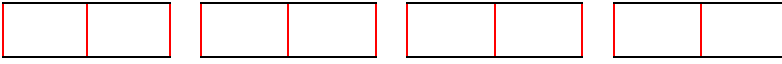
Date

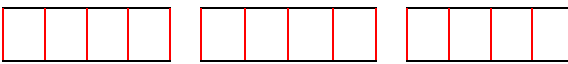


DIVIDING WHOLE NUMBERS BY UNIT FRACTIONS 1 ANSWERS

Work out these fraction divisions by splitting up the rectangles into the required fractions.

1) $2 \div \frac{1}{3} = 6$ 

2) $4 \div \frac{1}{2} = 8$ 

3) $3 \div \frac{1}{4} = 12$ 

4) $5 \div \frac{1}{3} = 15$ 