

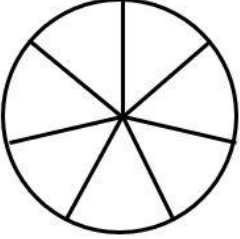

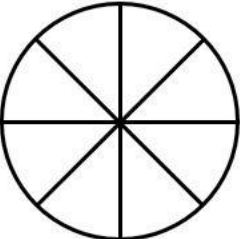
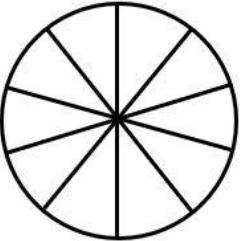
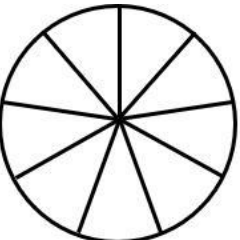
Name

Date



ADDING FRACTIONS WITH LIKE DENOMINATORS USING CIRCLES SHEET 2

Follow the instructions and complete the fraction sentences. The first one is done for you.

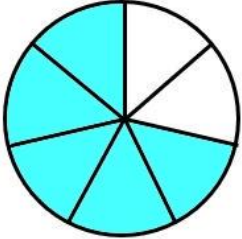
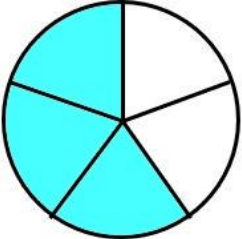
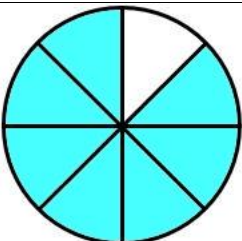
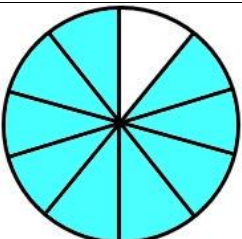
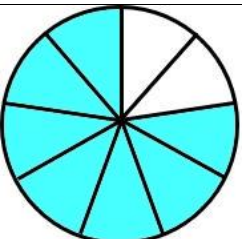
	FRACTION	INSTRUCTIONS	FRACTION SENTENCE
1)		Shade $\frac{1}{7}$. Shade $\frac{4}{7}$ more. What fraction is shaded now?	$\frac{1}{7} + \frac{4}{7} = \underline{\quad}$
2)		Shade $\frac{2}{5}$. Shade $\frac{1}{5}$ more. What fraction is shaded now?	$\underline{\quad} + \underline{\quad} = \underline{\quad}$
3)		Shade $\frac{3}{8}$. Shade $\frac{4}{8}$ more. What fraction is shaded now?	$\underline{\quad} + \underline{\quad} = \underline{\quad}$
4)		Shade $\frac{2}{10}$. Shade $\frac{7}{10}$ more. What fraction is shaded now?	$\underline{\quad} + \underline{\quad} = \underline{\quad}$
5)		Shade $\frac{5}{9}$. Shade $\frac{2}{9}$ more. What fraction is shaded now?	$\underline{\quad} + \underline{\quad} = \underline{\quad}$

Name

Date



ADDING FRACTIONS WITH LIKE DENOMINATORS USING CIRCLES SHEET 2 ANSWERS

	FRACTION	INSTRUCTIONS	FRACTION SENTENCE
1)		Shade $\frac{1}{7}$. Shade $\frac{4}{7}$ more. What fraction is shaded now?	$\frac{1}{7} + \frac{4}{7} = \frac{5}{7}$
2)		Shade $\frac{2}{5}$. Shade $\frac{1}{5}$ more. What fraction is shaded now?	$\frac{2}{5} + \frac{1}{5} = \frac{3}{5}$
3)		Shade $\frac{3}{8}$. Shade $\frac{4}{8}$ more. What fraction is shaded now?	$\frac{3}{8} + \frac{4}{8} = \frac{7}{8}$
4)		Shade $\frac{2}{10}$. Shade $\frac{7}{10}$ more. What fraction is shaded now?	$\frac{2}{10} + \frac{7}{10} = \frac{9}{10}$
5)		Shade $\frac{5}{9}$. Shade $\frac{2}{9}$ more. What fraction is shaded now?	$\frac{5}{9} + \frac{2}{9} = \frac{7}{9}$