

Name

Date



ADDING FRACTIONS WITH LIKE DENOMINATORS

USING CIRCLES SHEET 3

Follow the instructions and complete the fraction sentences. The first one is done for you.

	FRACTION	INSTRUCTIONS	FRACTION SENTENCE
1)		Shade $\frac{4}{5}$. Shade $\frac{2}{5}$ more. What fraction is shaded now? $\frac{\square}{5}$	$\frac{4}{5} + \frac{2}{5} = \underline{\quad}$
2)		Shade $\frac{3}{4}$. Shade $\frac{2}{4}$ more. What fraction is shaded now? $\frac{\square}{4}$	$\underline{\quad} + \underline{\quad} = \underline{\quad}$
3)		Shade $\frac{7}{8}$. Shade $\frac{4}{8}$ more. What fraction is shaded now? $\frac{\square}{\square}$	$\underline{\quad} + \underline{\quad} = \underline{\quad}$
4)		Shade $\frac{5}{6}$. Shade $\frac{3}{6}$ more. What fraction is shaded now? $\frac{\square}{\square}$	$\underline{\quad} + \underline{\quad} = \underline{\quad}$
5)		Shade $\frac{6}{7}$. Shade $\frac{5}{7}$ more. What fraction is shaded now? $\frac{\square}{\square}$	$\underline{\quad} + \underline{\quad} = \underline{\quad}$

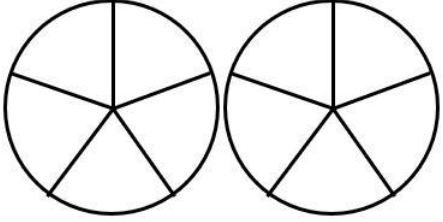
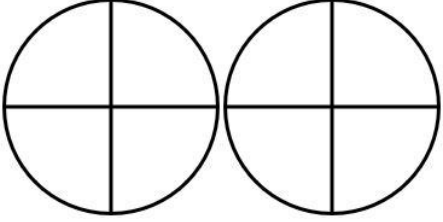
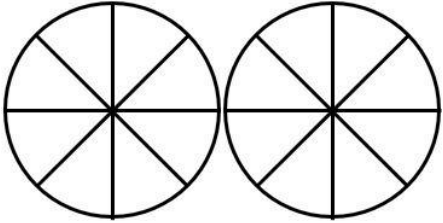
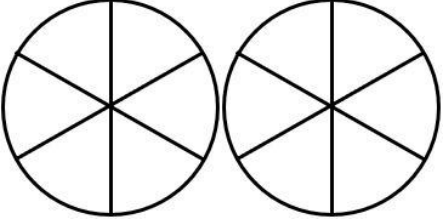
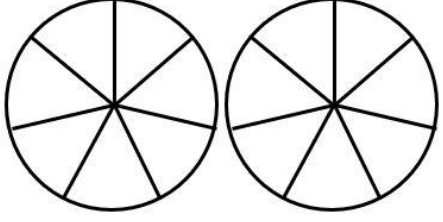
Name

Date



ADDING FRACTIONS WITH LIKE DENOMINATORS

USING CIRCLES SHEET 3 ANSWERS

	FRACTION	INSTRUCTIONS	FRACTION SENTENCE
1)		Shade $\frac{4}{5}$. Shade $\frac{2}{5}$ more. What fraction is shaded now? $\frac{6}{5}$	$\frac{4}{5} + \frac{2}{5} = \underline{\quad}$
2)		Shade $\frac{3}{4}$. Shade $\frac{2}{4}$ more. What fraction is shaded now? $\frac{5}{4}$	$\frac{3}{4} + \frac{2}{4} = \frac{5}{4}$
3)		Shade $\frac{7}{8}$. Shade $\frac{4}{8}$ more. What fraction is shaded now? $\frac{11}{8}$	$\frac{7}{8} + \frac{4}{8} = \frac{11}{8}$
4)		Shade $\frac{5}{6}$. Shade $\frac{3}{6}$ more. What fraction is shaded now? $\frac{8}{6}$	$\frac{5}{6} + \frac{3}{6} = \frac{8}{6}$
5)		Shade $\frac{6}{7}$. Shade $\frac{5}{7}$ more. What fraction is shaded now? $\frac{11}{7}$	$\frac{6}{7} + \frac{5}{7} = \frac{11}{7}$