


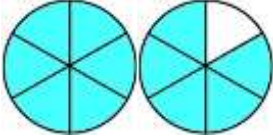
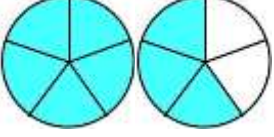
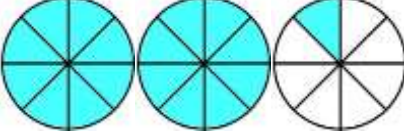
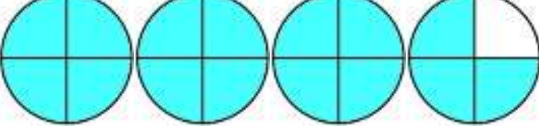
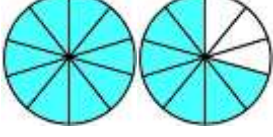
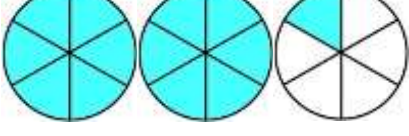
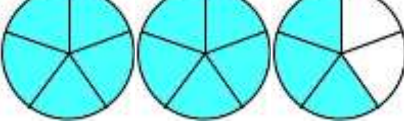
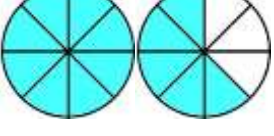
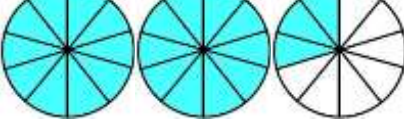
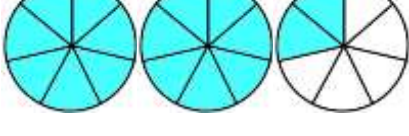
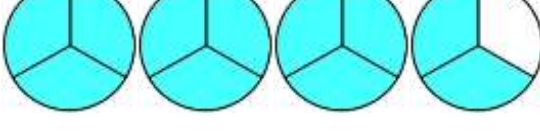
Name

Date



CONVERT IMPROPER FRACTIONS SHEET 1

Use the fraction diagrams to work out the missing number. The first one is done for you.

1)  $2 \frac{1}{3} = \frac{7}{3}$	7)  $\frac{11}{6} =$
2)  $\frac{8}{5} =$	8)  $2 \frac{1}{8} =$
3)  $3 \frac{3}{4} =$	9)  $\frac{17}{10} =$
4)  $\frac{13}{6} =$	10)  $2 \frac{3}{5} =$
5)  $1 \frac{5}{8} =$	11)  $2 \frac{3}{10} =$
6)  $2 \frac{2}{7} =$	12)  $\frac{11}{3} =$


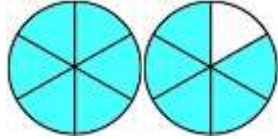
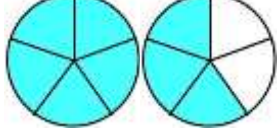
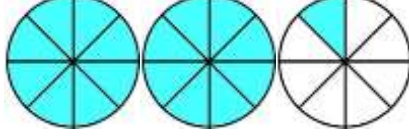
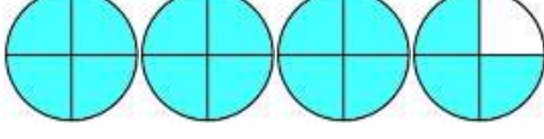
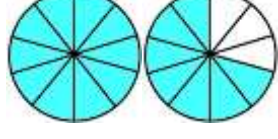
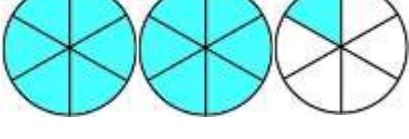
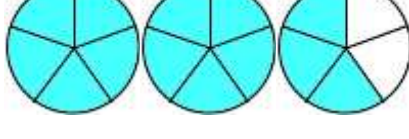
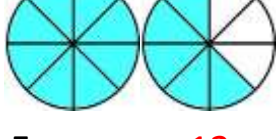
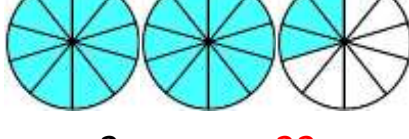
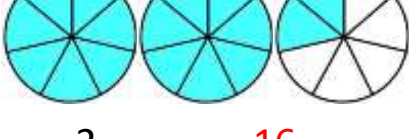
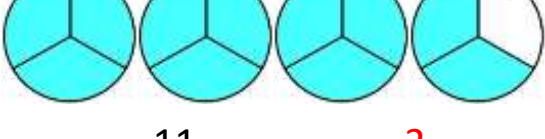
Name

Date



CONVERT IMPROPER FRACTIONS SHEET 1 ANSWERS

Use the fraction diagrams to work out the missing number.

<p>1) </p> $2 \frac{1}{3} = \frac{7}{3}$	<p>7) </p> $\frac{11}{6} = 1 \frac{5}{6}$
<p>2) </p> $\frac{8}{5} = 1 \frac{3}{5}$	<p>8) </p> $2 \frac{1}{8} = \frac{17}{8}$
<p>3) </p> $3 \frac{3}{4} = \frac{15}{4}$	<p>9) </p> $\frac{17}{10} = 1 \frac{7}{10}$
<p>4) </p> $\frac{13}{6} = 2 \frac{1}{6}$	<p>10) </p> $2 \frac{3}{5} = \frac{13}{5}$
<p>5) </p> $1 \frac{5}{8} = \frac{13}{8}$	<p>11) </p> $2 \frac{3}{10} = \frac{23}{10}$
<p>6) </p> $2 \frac{2}{7} = \frac{16}{7}$	<p>12) </p> $\frac{11}{3} = 3 \frac{2}{3}$