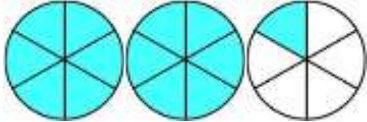
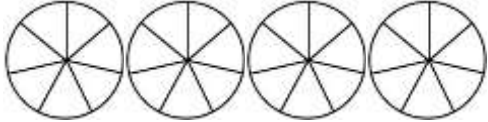

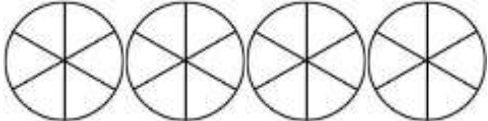
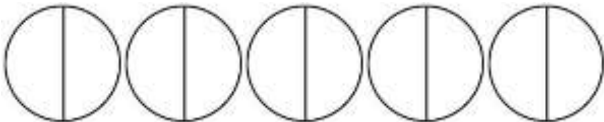
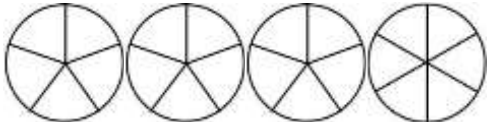



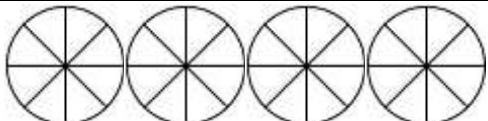
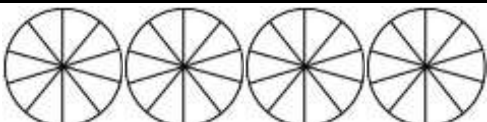
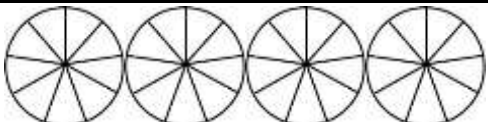
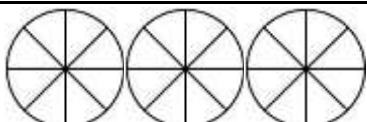
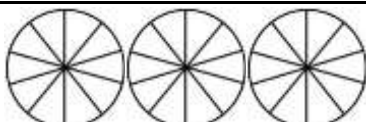




## CONVERT IMPROPER FRACTIONS SHEET 3

Shade the fraction diagrams to work out the missing number. The first one is done for you.

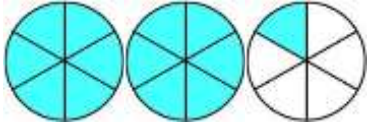
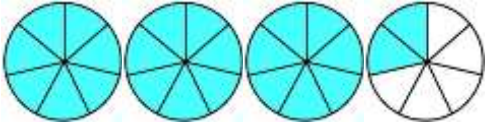
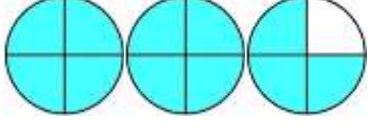
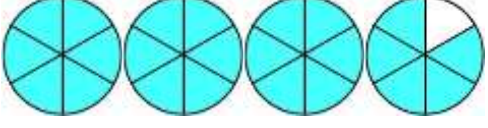
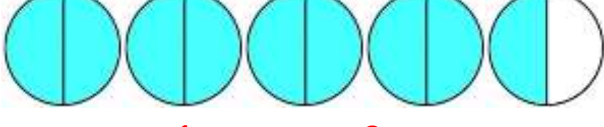
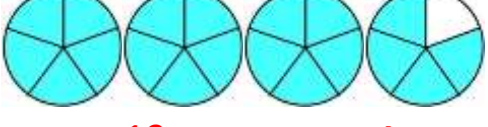
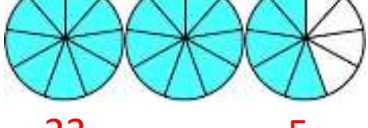
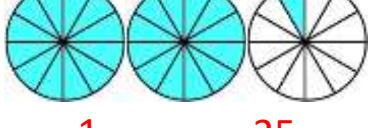
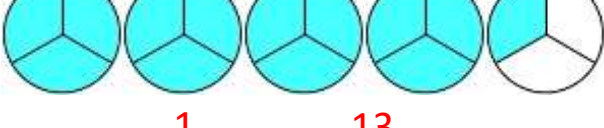
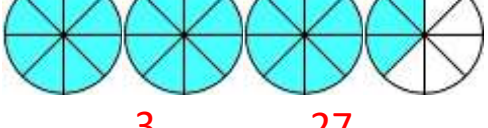
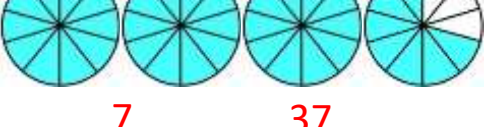
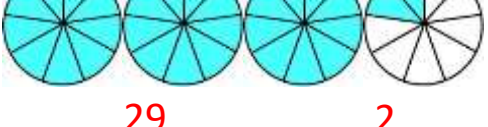
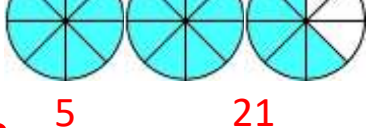
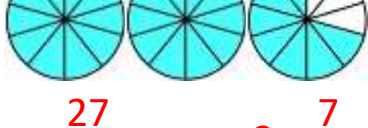
1)  $2 \frac{1}{6} = \frac{13}{6}$	7)  $\frac{23}{7} =$
2)  $\frac{11}{4} =$	8)  $3 \frac{5}{6} =$
3)  $4 \frac{1}{2} =$	9)  $\frac{19}{5} =$
4)  $\frac{23}{9} =$	10)  $2 \frac{1}{12} =$
5)  $4 \frac{1}{3} =$	11)  $3 \frac{3}{8} =$
6)  $3 \frac{7}{10} =$	12)  $\frac{29}{9} =$
6)  $2 \frac{5}{8} =$	12)  $\frac{27}{10} =$

Name

Date



# CONVERT IMPROPER FRACTIONS SHEET 3 ANSWERS

<p>1) </p> $2 \frac{1}{6} = \frac{13}{6}$	<p>7) </p> $\frac{23}{7} = 3 \frac{2}{7}$
<p>2) </p> $\frac{11}{4} = 2 \frac{3}{4}$	<p>8) </p> $3 \frac{5}{6} = \frac{23}{6}$
<p>3) </p> $4 \frac{1}{2} = \frac{9}{2}$	<p>9) </p> $\frac{19}{5} = 4 \frac{4}{5}$
<p>4) </p> $\frac{23}{9} = 2 \frac{5}{9}$	<p>10) </p> $2 \frac{1}{12} = \frac{25}{12}$
<p>5) </p> $4 \frac{1}{3} = \frac{13}{3}$	<p>11) </p> $3 \frac{3}{8} = \frac{27}{8}$
<p>6) </p> $3 \frac{7}{10} = \frac{37}{10}$	<p>12) </p> $\frac{29}{9} = 3 \frac{2}{9}$
<p>6) </p> $2 \frac{5}{8} = \frac{21}{8}$	<p>12) </p> $\frac{27}{10} = 2 \frac{7}{10}$

Name

Date

