


# MATH SALAMANDERS

## GRADE 1 MATHS GRAB PACK 2

This pack is a selection of 10 Maths sheets adapted for Grade 1 pupils.

All the worksheets are also available on our site.



In the pack is a range of number sheets, colouring pages, and puzzles.

There is also an answer pack which you can download separately.

CONTENTS			
1	2-Digit Place Value Expand It 1	7	Number Maze Target 15
2	Easter Color by number Subtraction to 10	8	Parking Spaces 1
3	At The Shops 1	9	Ordering Numbers to 100 Sheet 1
4	Counting by 1s and 10s	10	Mental Math Sheet 1:2
5	Easter Egg Shape Color In 2	11	Blast Off! Maths Game
6	In the Box		

Please give us feedback on our pack – both what you liked and what sheets you would like to see more of by leaving a comment on the link below.

<https://www.math-salamanders.com/maths-grab-packs.html>



Free Math Sheets, Math Games and Math Help

MATH-SALAMANDERS.COM



# PLACE VALUE 2-DIGITS: EXPAND IT 1

Write these numbers in expanded form.

---

 $1) \quad 47 \quad = \quad 40 + 7$ 

---

$2) \quad 62 \quad =$ 

---

$3) \quad 81 \quad =$ 

---

$4) \quad 95 \quad =$ 

---

$5) \quad 36 \quad =$ 

---

$6) \quad 24 \quad =$ 

---

$7) \quad 32 \quad =$ 

---

$8) \quad 17 \quad =$ 

---

$9) \quad 84 \quad =$ 

---

$10) \quad 77 \quad =$ 

---

$11) \quad 61 \quad =$ 

---

$12) \quad 19 \quad =$ 

---

$13) \quad 23 \quad =$ 

---

$14) \quad 65 \quad =$ 

---

$15) \quad 91 \quad =$ 

---

$16) \quad 78 \quad =$ 

---

$17) \quad 56 \quad =$ 

---

$18) \quad 48 \quad =$ 

---






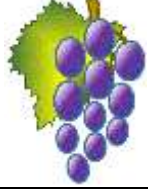




## EASTER COLOR BY NUMBER: RABBIT WITH EGG SUBTRACTION TO 10

9-9	4-3	7-6	7-5	6-4	10-8	4-3	10-9	6-5	2-1	4-3	3-1	5-3	2-0	7-7	6-5
3-2	7-6	10-9	4-2	10-8	7-4	2-0	6-5	4-4	2-1	5-3	8-5	6-4	8-6	0-0	4-4
6-5	8-7	10-8	6-4	2-0	2-1	5-2	5-3	6-6	3-1	6-3	4-1	5-3	8-6	7-5	9-8
8-7	2-1	6-4	2-0	7-5	7-7	6-5	10-8	6-4	2-0	4-4	6-5	7-5	9-7	3-1	10-9
3-2	5-5	5-3	9-7	2-0	4-3	2-1	4-2	7-5	9-7	4-3	6-6	4-2	8-6	2-0	7-6
4-3	5-3	8-6	3-1	10-7	2-2	7-5	10-8	8-5	3-1	7-5	10-9	4-1	5-3	8-6	4-2
7-7	5-4	3-1	9-6	9-8	8-6	10-8	10-0	7-4	10-0	9-7	4-2	4-3	6-3	7-5	6-6
8-7	2-1	1-0	9-8	10-9	5-3	9-7	3-1	8-5	10-8	7-5	6-4	5-4	3-2	9-9	5-4
3-2	4-3	8-8	7-6	9-9	6-5	4-2	3-1	4-0	7-5	8-6	4-3	1-0	2-2	4-3	7-7
3-3	2-1	7-6	9-7	2-0	4-2	7-5	6-4	10-7	5-3	9-7	10-9	5-5	8-7	4-3	2-1
10-9	4-4	6-5	10-8	3-1	10-5	6-1	8-3	2-0	8-6	7-5	3-1	4-3	2-1	7-6	6-5
6-6	4-3	2-1	8-6	6-1	7-2	9-4	10-2	10-1	8-3	4-2	7-5	7-7	4-4	3-2	8-7
9-8	6-4	10-9	7-6	7-2	8-0	9-1	9-0	8-3	G	G	4-2	5-5	4-3	2-1	7-6
9-7	10-6	4-2	2-1	10-1	9-1	9-4	5-0	7-2	G	10-5	6-1	0-0	6-4	10-8	6-5
9-5	5-1	5-3	7-5	7-2	10-5	5-0	G	G	8-3	6-1	G	7-7	9-7	6-2	4-2
8-6	6-4	2-0	7-5	5-0	G	G	G	10-5	7-2	G	G	6-1	6-4	6-2	10-6
4-4	2-0	5-3	8-4	G	G	5-0	8-3	9-4	G	G	6-1	8-3	6-2	7-5	8-7
6-5	3-2	9-7	10-6	7-3	10-5	7-2	G	G	G	6-1	7-2	8-0	10-8	5-5	4-3
2-1	4-4	7-6	3-1	4-0	5-0	G	G	10-5	8-3	9-4	10-2	9-5	6-4	10-9	6-5
2-2	7-6	9-8	4-4	10-6	7-3	10-9	7-2	6-1	5-0	9-1	10-5	8-6	2-2	7-7	5-4

KEY			
0 or 1 dark blue	2 gray	3 white	4 pink
5 yellow	6 or 7 white	8 or 9 red	10 black



## AT THE SHOPS 1

			
Orange 50c	Banana 60c	Pear 10c	Grapes 20c
			
Apple 30c	Plum 40c	Peach 80c	Juice 70c

Tyger buys 2 items from the shop. It costs him \$1.

Which items could he have bought? One has been found for you.

1)	Orange	Orange
2)		
3)		
4)		

There are 3 more possibilities.  
Can you find them?

Sally buys three **different** items from the shop. It costs her \$1. Which items could she have bought? There are 4 possibilities.

1)			
2)			
3)			
4)			

## COUNTING BY 1s AND 10s SHEET 1

Each of these sequences goes up in either ones or tens.

Fill in the missing numbers.

1)

36		38			41		
----	--	----	--	--	----	--	--

2)

14	24			54			84
----	----	--	--	----	--	--	----

3)

58			61				65
----	--	--	----	--	--	--	----

4)

22		42			72		
----	--	----	--	--	----	--	--

5)

15			45				85
----	--	--	----	--	--	--	----

6)

18				22		24	
----	--	--	--	----	--	----	--

7)


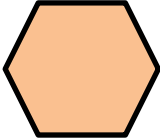
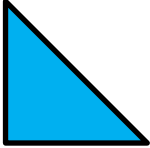



	87				91		93
--	----	--	--	--	----	--	----

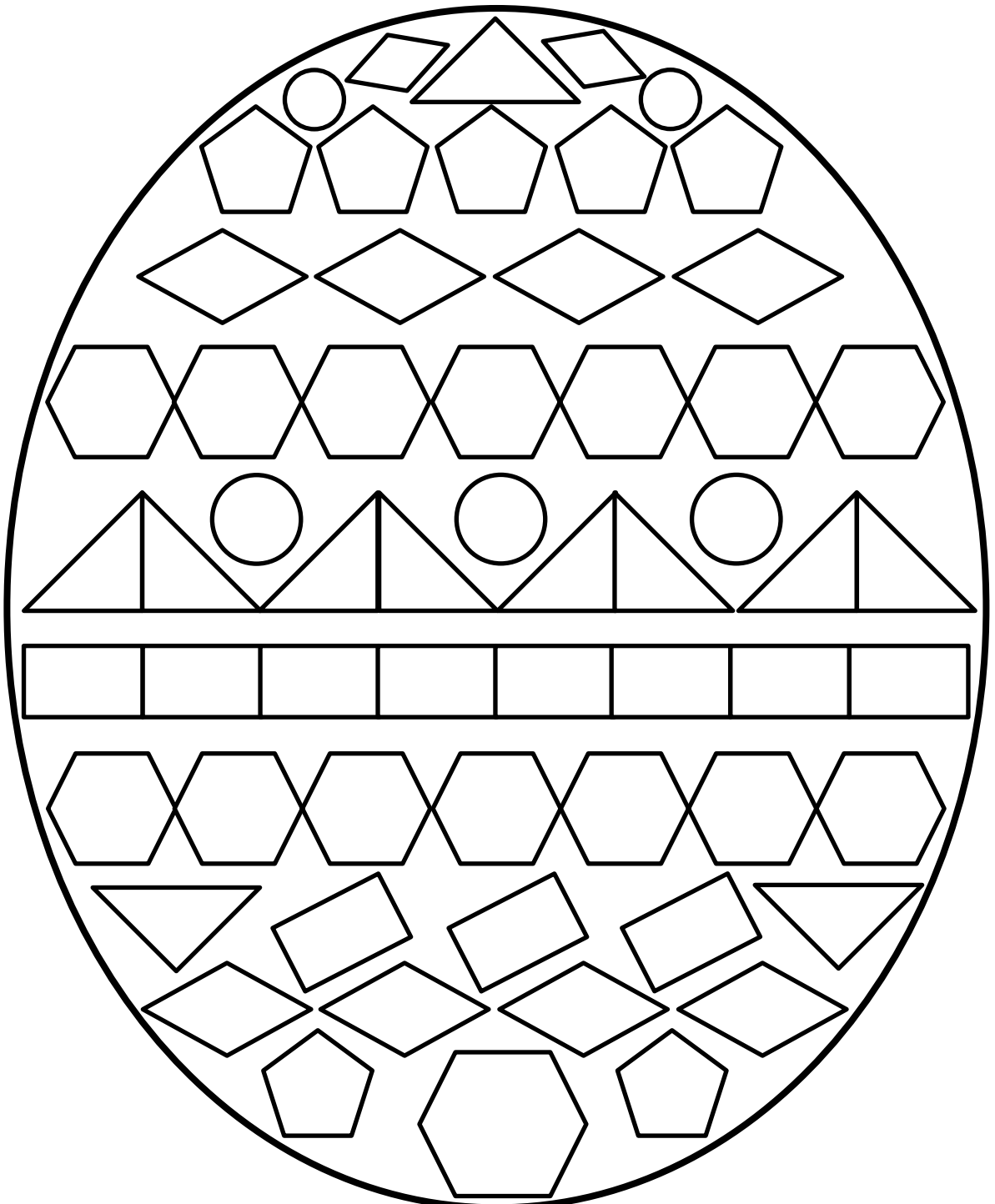
8)

	31			61			91
--	----	--	--	----	--	--	----



# EASTER EGG SHAPE COLOR IN 2

Red	Pink	Blue	Green	Yellow	Purple
					



## IN THE BOX

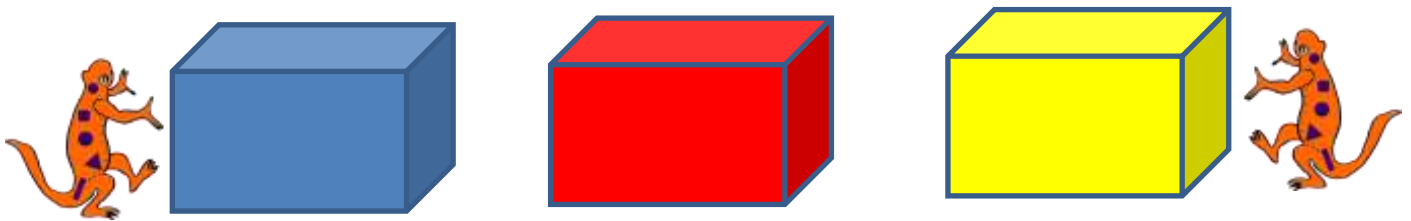
Sally has 3 boxes: a blue box, a red box and a yellow box.

**She has 10 cubes which she puts into the boxes.**

**Each box gets a different number of cubes.**

**The blue box gets the most cubes, the red box gets the second most and the yellow box gets the least cubes.**

How many cubes could there be in each box?



*There are 4 possibilities. Can you find the other three?*

Blue box	7	Red box	2	Yellow box	1	= 10 cubes
Blue box		Red box		Yellow box		= 10 cubes
Blue box		Red box		Yellow box		= 10 cubes
Blue box		Red box		Yellow box		= 10 cubes

**What if Sally had 11 cubes instead of 10? Can you find the 5 possibilities?**

Blue box		Red box		Yellow box		= 11 cubes
Blue box		Red box		Yellow box		= 11 cubes
Blue box		Red box		Yellow box		= 11 cubes
Blue box		Red box		Yellow box		= 11 cubes
Blue box		Red box		Yellow box		= 11 cubes

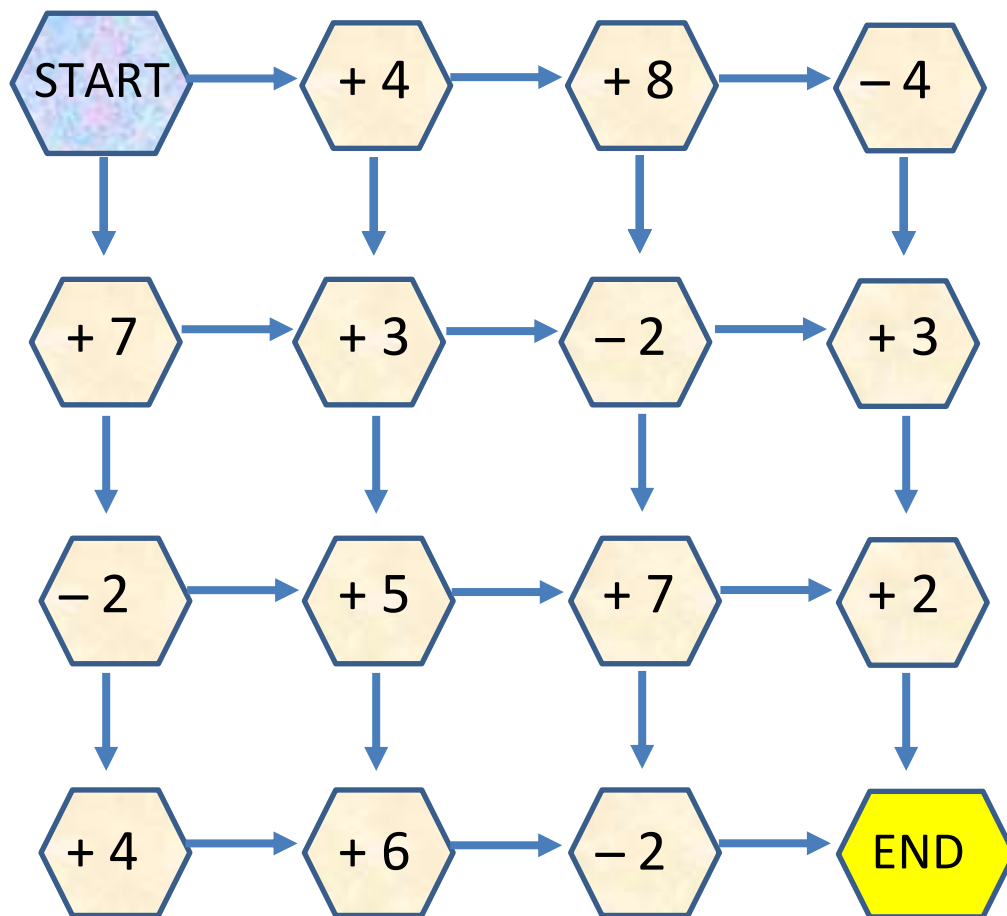
# NUMBER MAZE: TARGET 15

Start the maze with zero.

You have to finish the maze with a total of 15.

You must follow one of the arrows each time.

There are two possible routes. Can you find them?



## Extra Challenge

Find the route with the highest total.

Find the route with the lowest total.



# PARKING SPACES 1

- There are 3 cars: a red car, a blue car and a yellow car.
- There are 3 parking lots for the cars.
- There are 6 different ways for the cars to park in the spaces.

How many can you find?

1
2
3



LOT 1	LOT 2	LOT 3
RED	YELLOW	BLUE



# ORDERING NUMBERS TO 100 SHEET 1

0	10	20	30	40	50	60	70	80	90	100
---	----	----	----	----	----	----	----	----	----	-----

Put these lists of numbers in order, from smallest to largest.



A)      56                  23                  72                  45

\_\_\_\_\_   
 smallest

\_\_\_\_\_

\_\_\_\_\_

\_\_\_\_\_   
 largest

B)      74                  35                  63                  81

\_\_\_\_\_   
 smallest

\_\_\_\_\_

\_\_\_\_\_

\_\_\_\_\_   
 largest

C)      72                  16                  27                  30                  42

\_\_\_\_\_   
 smallest

\_\_\_\_\_

\_\_\_\_\_

\_\_\_\_\_

\_\_\_\_\_   
 largest

D)      90                  55                  24                  8                  63

\_\_\_\_\_   
 smallest

\_\_\_\_\_

\_\_\_\_\_

\_\_\_\_\_

\_\_\_\_\_   
 largest

E)      32                  79                  51                  66                  80

\_\_\_\_\_   
 smallest

\_\_\_\_\_

\_\_\_\_\_

\_\_\_\_\_

\_\_\_\_\_   
 largest

F)      41                  95                  24                  81                  60

\_\_\_\_\_   
 smallest

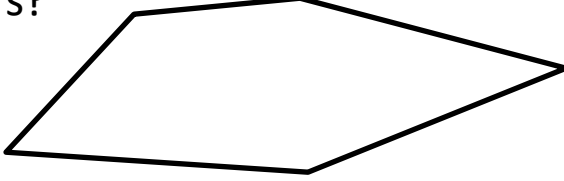


\_\_\_\_\_

\_\_\_\_\_

\_\_\_\_\_

\_\_\_\_\_   
 largest

## MENTAL MATHS QUIZ 1:2

1)	10 plus 10							
2)	Write down the number thirty-four.							
3)	How many corners? 							
4)	$20 + 6 = \underline{\quad}$							
5)	How much money? 	c						
6)	What is the missing number? <table border="1" style="margin-left: auto; margin-right: auto;"> <tr> <td>18</td> <td>17</td> <td></td> <td>15</td> <td>14</td> <td>13</td> </tr> </table>	18	17		15	14	13	
18	17		15	14	13			
7)	Circle the biggest number.  36   51   29   43   18							
8)	What number comes <b>before</b> 70?							
9)	Frazer eats 8 pies. He eats 4 more. How many has he eaten?							
10)	Write am or pm in the correct place 7:30 in the morning = 7:30 _____ 4:20 in the afternoon = 4:20 _____							
11)	I have 12 toy cars. I lose 4 of them. How many do I have left?	cars						
12)	A beetle has 6 legs. How many legs do 2 beetles have? 	legs						



# BLAST OFF!

*Blast Off is a simple addition and subtraction game where the aim is to be the first person to complete your spaceship. You have to use add and subtract skills with the numbers on the dice to find a number to cover up.*

**Age Range:** Year 2 +

**Number of players:** 1 or 2

**Learning:** add, subtract, multiply (and divide) with numbers up to 6

**You will need:**

- 2 Dice
- 9 counters per player

**Instructions:**

- Each player has their own space craft to fill up with a counter in each part.
- Take turns to throw the dice.
- Use the numbers on the dice and your + and - skills to make the numbers on one of the uncovered parts of the space craft. For older children, multiplication and division can also be used.
- Example: if you roll a 1 and a 4, you could make 5 ( $4+1$ ), a 3 ( $4-1$ ), or a 4 ( $4 \times 1$ ).
- Cover the space craft part with one of your counters.
- If you can't make a number on one of the uncovered space craft parts, you give the dice to the next player.
- The game finished when one player finishes covering up their space craft, and it is ready to blast off!

**Variations – here are some ideas for changing the rules:**

- Play the game with more players by printing off more game sheets.
- Each player can complete **any** part of **any** space craft which is unfilled. The winner is the first player to use up all their counters.

# BLAST OFF!

-- Which space craft will be first to lift off? --

