



MATH SALAMANDERS YEAR 1 MATHS GRAB PACK 3

This pack is a selection of 10 Math sheets and one game adapted for Year 1 children.



In the pack is a range of number sheets, colouring pages, and puzzles.

There is also an answer pack which you can download separately.

CONTENTS			
1	Easter Colour By Number Rabbit and Egg	7	Domino Addition Sheet 4
2	Addition Sentences to 10 Sheet 4	8	How Many cm Sheet 1
3	Count 5p and 1p Sheet 2	9	Rocket + and – within 10 Sheet 2
4	Count and Colour to 20 Sheet 2	10	Colour By Number Rabbit in Grass
5	Name and Trace 3	11	Three in a Line Game
6	One Less Sheet 8		

Please give us feedback on our pack – both what you liked and what sheets you would like to see more of by leaving a comment on the link below.

<https://www.math-salamanders.com/maths-grab-packs.html>



EASTER COLOUR BY NUMBER: RABBIT WITH EGG 10 TO 17

10	10	10	11	11	11	10	10	10	10	10	11	11	11	10	10
10	10	10	11	11	12	11	10	10	10	11	12	11	11	10	10
10	10	11	11	11	10	12	11	10	11	12	12	11	11	11	10
10	10	11	11	11	10	10	11	11	11	10	10	11	11	11	10
10	10	11	11	11	10	10	11	11	11	10	10	11	11	11	10
10	11	11	11	12	10	11	11	12	11	11	10	12	11	11	11
10	10	11	12	10	11	11	17	12	17	11	11	10	12	11	10
10	10	10	10	10	11	11	11	12	11	11	11	10	10	10	10
10	10	10	10	10	10	11	11	13	11	11	10	10	10	10	10
10	10	10	11	11	11	11	11	12	11	11	10	10	10	10	10
10	10	10	11	11	14	14	14	11	11	11	11	10	10	10	10
10	10	10	11	14	14	14	15	15	14	11	11	10	10	10	10
10	11	10	10	14	15	15	15	14	16	16	11	10	10	10	10
11	13	11	10	15	15	14	14	14	16	14	14	10	11	11	10
13	13	11	11	14	14	14	16	16	14	14	16	10	11	13	11
11	11	11	11	14	16	16	16	14	14	16	16	14	11	13	13
10	11	11	13	16	16	14	14	14	16	16	14	14	13	11	10
10	10	11	13	13	14	14	16	16	16	14	14	15	11	10	10
10	10	10	11	13	14	16	16	14	14	14	15	13	11	10	10
10	10	10	10	13	13	10	14	14	14	15	14	11	10	10	10

KEY			
10 dark blue	11 gray	12 white	13 pink
14 yellow	15 red	16 green	17 black

ADDITION SENTENCES TO 10 SHEET 4

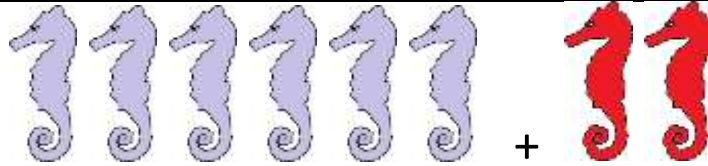
Write the addition sentence that matches each picture.

1)



$$4 + 3 = 7$$

2)



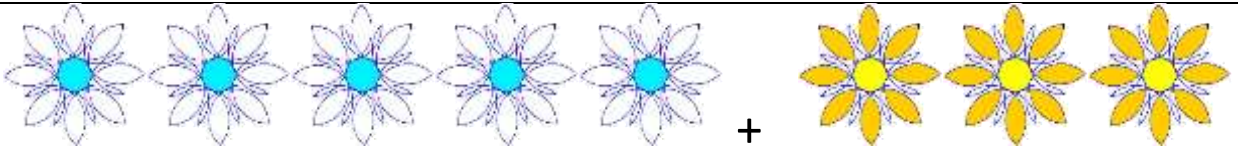
$$\underline{\quad} + \underline{\quad} = \underline{\quad}$$

3)




$$\underline{\quad} + \underline{\quad} = \underline{\quad}$$

4)



$$\underline{\quad} + \underline{\quad} = \underline{\quad}$$

5)



$$\underline{\quad} + \underline{\quad} = \underline{\quad}$$

6)









$$\underline{\quad} + \underline{\quad} = \underline{\quad}$$



COUNTING MONEY: 5p AND 1p COINS SHEET 2

Count the 5p and 1p coins and write down the totals.

	_____ p
	_____ p
	_____ p
	_____ p
	_____ p
	_____ p

Fill in the correct amounts, remember to count the 5p coins first.

$1p + 5p + 1p = \underline{\quad} p$

$5p + 1p + 1p + 5p = \underline{\quad} p$

$1p + 1p + 5p + 1p = \underline{\quad} p$

$5p + 1p + 5p + 5p = \underline{\quad} p$

$1p + 5p + 1p + 1p + 5p = \underline{\quad} p$

$5p + 1p + 1p + 5p + 5p = \underline{\quad} p$

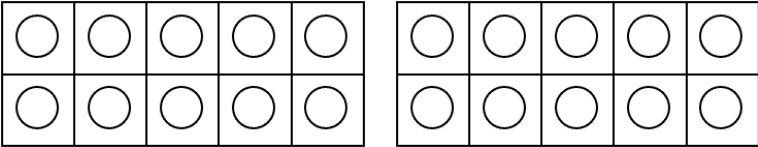
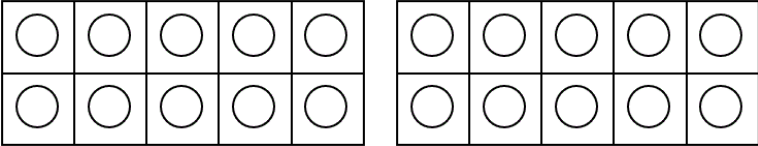
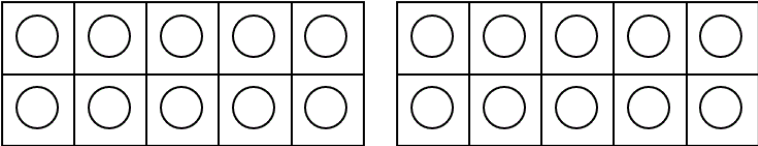
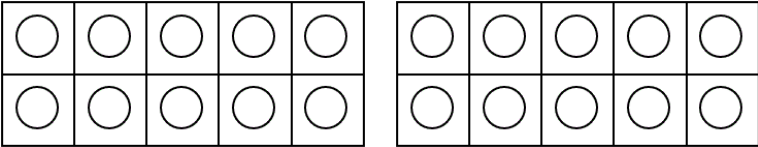
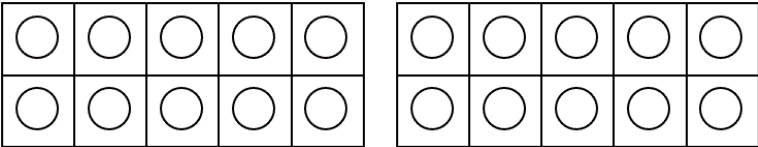
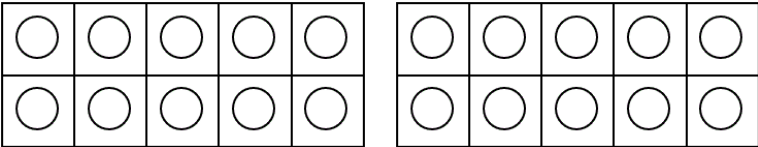
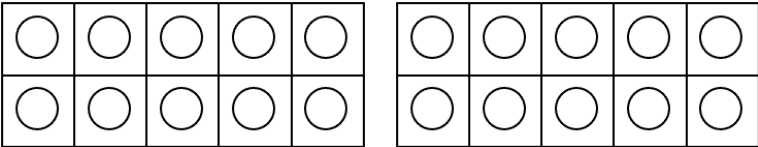
$1p + 5p + 5p + 1p + 5p + 1p = \underline{\quad} p$


$5p + 1p + 5p + 5p + 5p = \underline{\quad} p$






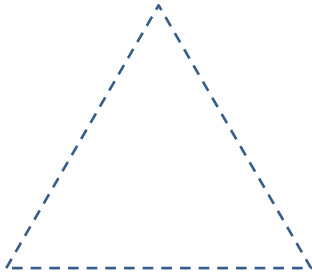
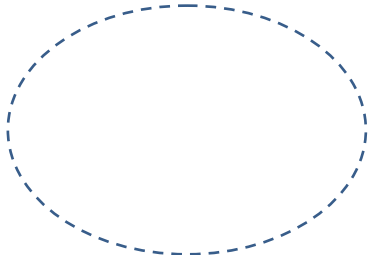

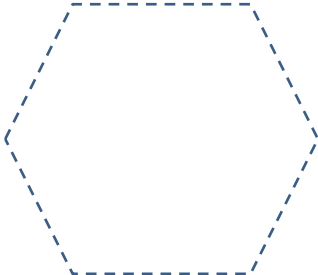


COUNT AND COLOUR TO 20 SHEET 2


Shade the correct number of circles in each tens frame to make the number on the right.

	Tens frame	How many?
1)		14
2)		12
3)		18
4)		15
5)		11
6)		16
7)		20



















NAME AND TRACE 3

		
circle	square	rectangle
		
triangle	oval	parallelogram
		
hexagon	octagon	trapezium



ONE LESS SHEET 8

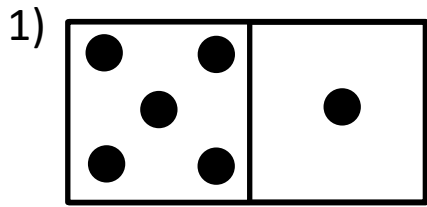
Shade the card that has **one less** than the first card.

1)				
2)				
3)				
4)				

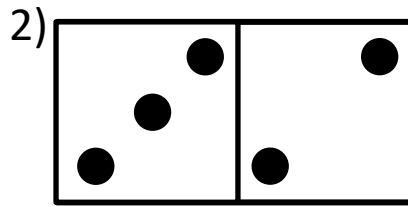


DOMINO ADDITION SHEET 4

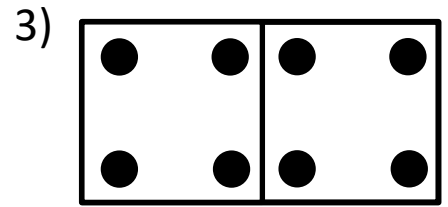
Count the number of dots on each domino and fill in the total.



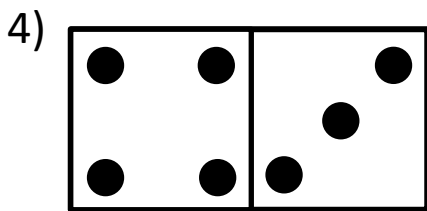
$$\underline{\quad} + \underline{\quad} = \underline{\quad}$$



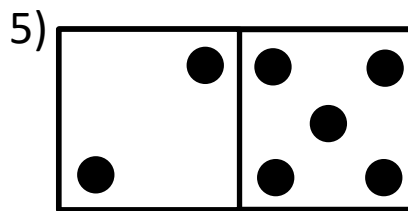
$$\underline{\quad} + \underline{\quad} = \underline{\quad}$$



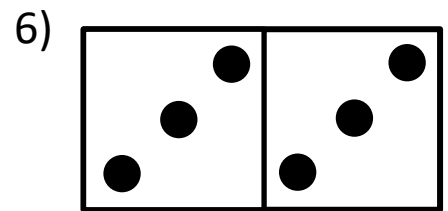
$$\underline{\quad} + \underline{\quad} = \underline{\quad}$$



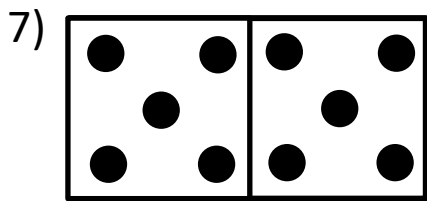
$$\underline{\quad} + \underline{\quad} = \underline{\quad}$$



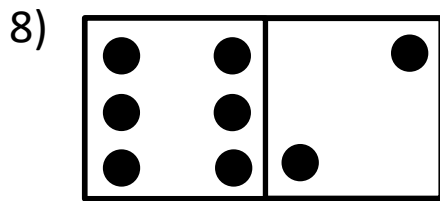
$$\underline{\quad} + \underline{\quad} = \underline{\quad}$$



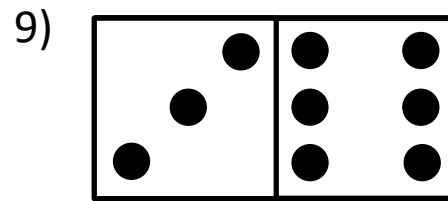
$$\underline{\quad} + \underline{\quad} = \underline{\quad}$$



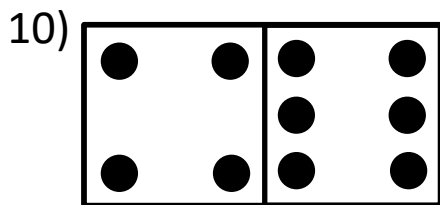
$$\underline{\quad} + \underline{\quad} = \underline{\quad}$$



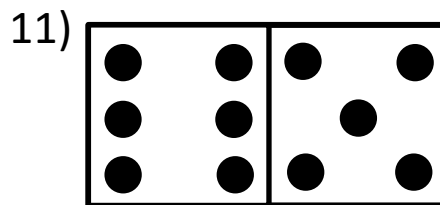
$$\underline{\quad} + \underline{\quad} = \underline{\quad}$$



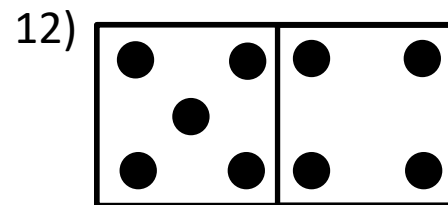
$$\underline{\quad} + \underline{\quad} = \underline{\quad}$$



$$\underline{\quad} + \underline{\quad} = \underline{\quad}$$




$$\underline{\quad} + \underline{\quad} = \underline{\quad}$$



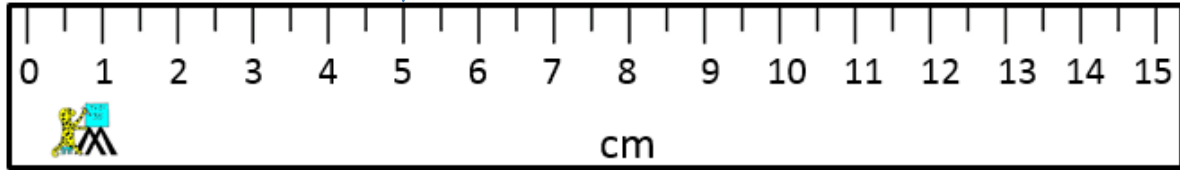
$$\underline{\quad} + \underline{\quad} = \underline{\quad}$$

Shade the dominoes which have a total of 10.

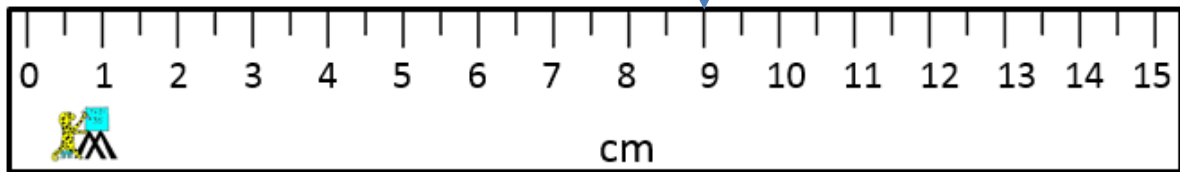


HOW MANY CM SHEET 1

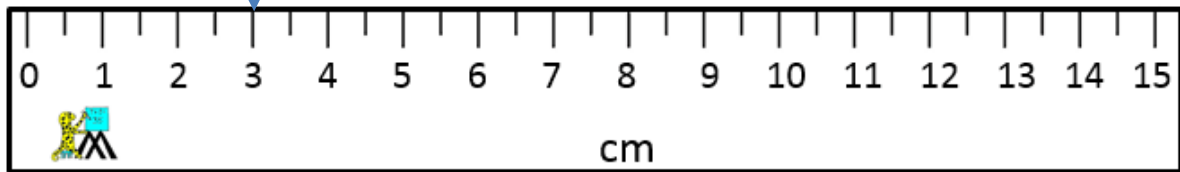
How many cm does the arrow show?



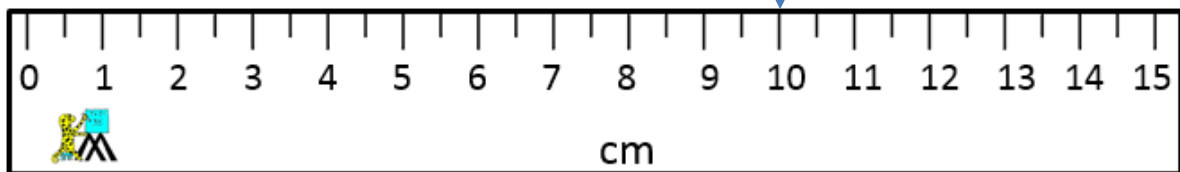
_____ cm



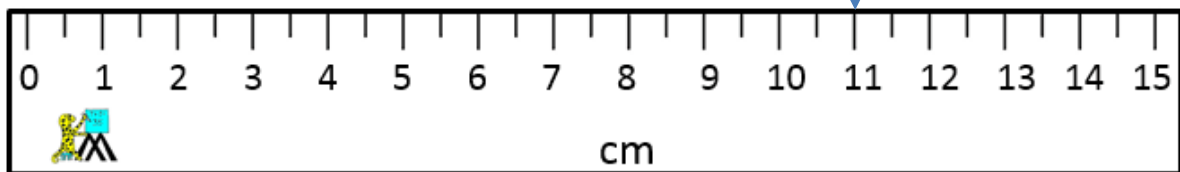
_____ cm



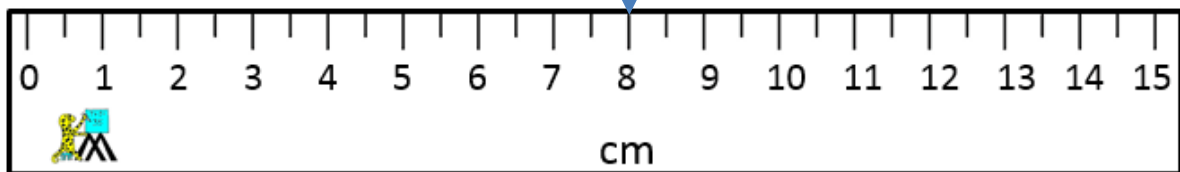
_____ cm



_____ cm



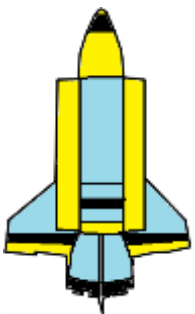
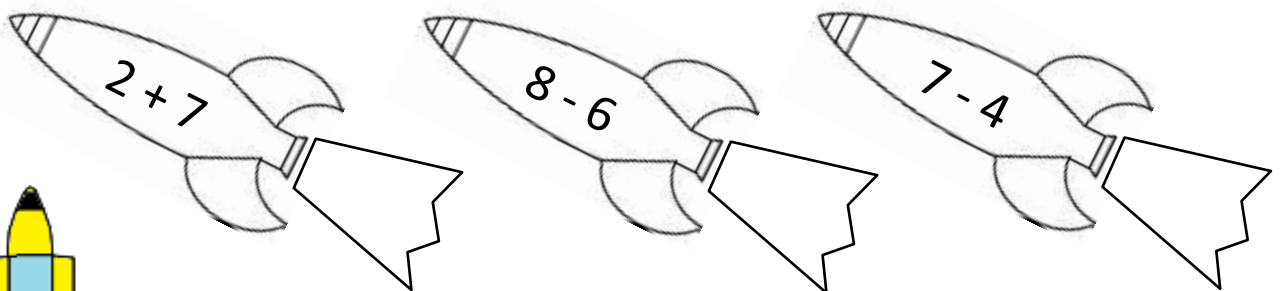
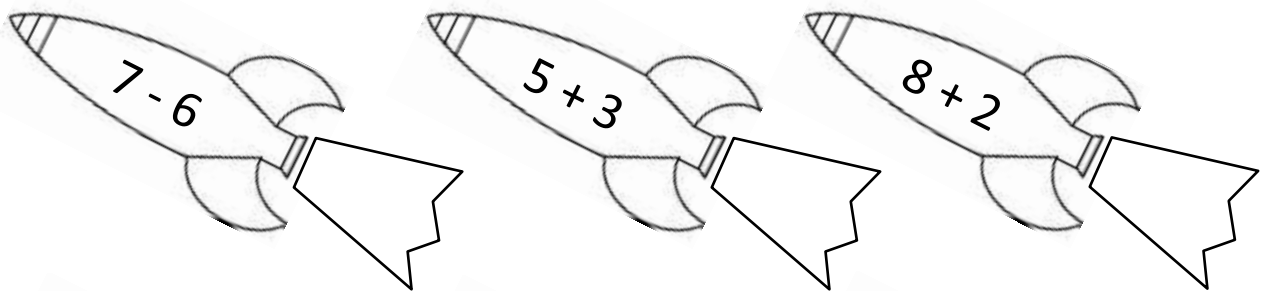
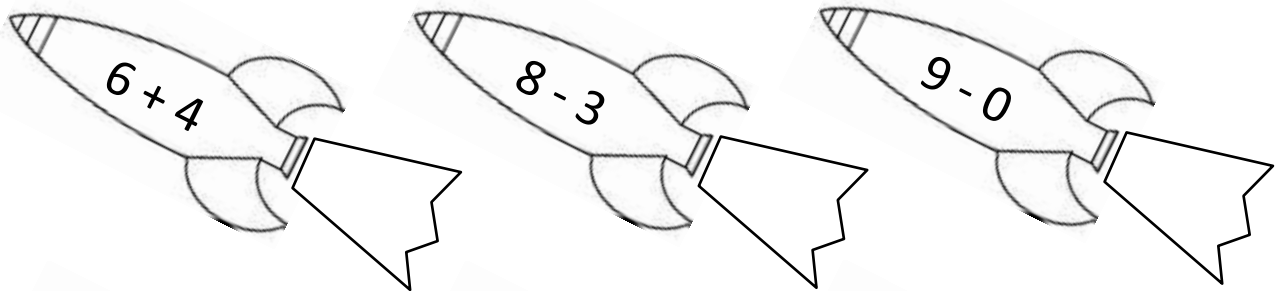
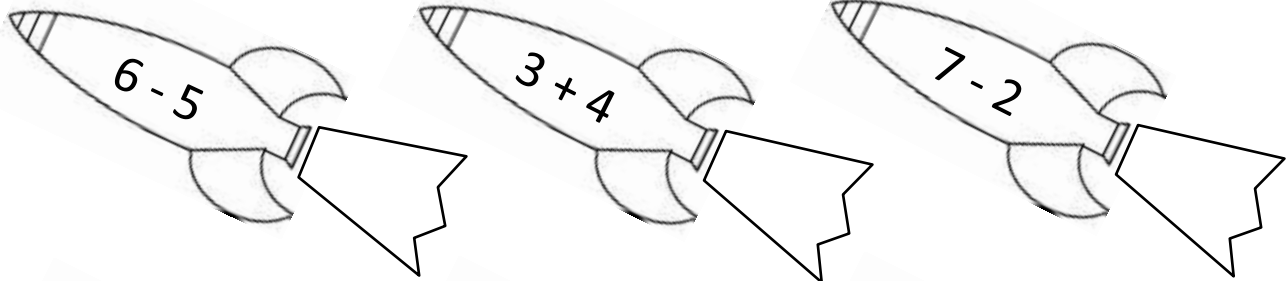
_____ cm




_____ cm

ROCKET ADDITION & SUBTRACTION TO 10 SHEET 2

Work out these addition and subtraction facts. Write the answer in the rocket's trail. Shade in the answers from 0 to 2 blue, 3 to 4 red, 5 to 6 yellow, 7 to 9 green, 10 orange.



EASTER COLOUR BY NUMBER RABBIT IN GRASS



KEY

1 light yellow	2 mid-green	3 light green	4 light blue
5 light brown	6 mid-brown	7 yellow	8 pink



THREE IN A LINE



Three in a line is a simple number game designed to help children become more familiar with reading and matching numbers up to 66. It is also a good game for understanding that when you swap the digits of a 2-digit number then the value changes.

Age range: Kindergarten +

Number of players: 2-3

Learning:

- Reading and matching numbers up to 66.
- Strategy

You will need

- 10 counters in different colours (one colour per player)
- Two dice (preferably with numbers rather than dots)

Instructions

- Take turns to throw the dice.
- Use the dice to make a 2-digit number (e.g. 3 and a 4 could make 34 or 43)
- If you cannot make a number that has not already been covered up, play passes to the next player.
- The game finishes when then a player gets 3 counters in a line (horizontal, vertical or diagonal) and wins the game.

Example

- If you roll a 2 and a 6, you could place a counter on 26 or 62.

Variations

- To make the game easier, you can allow a re-roll if the numbers are already covered up.
- To make the game harder, use dice with spots rather than numbers.

THREE IN A LINE

Roll the two dice to make a 2-digit number. The first player to cover up three counters in a line wins the game!

61	62	63	64	65	66
51	52	53	54	55	56
41	42	43	44	45	46
31	32	33	34	35	36
21	22	23	24	25	26
11	12	13	14	15	16

