



# MATH SALAMANDERS

## YEAR 2 MATHS GRAB PACK 3

This pack is a selection of 10 Maths sheets and one game adapted for Year 2 pupils. All the worksheets are also available on our site.

3



In the pack is a range of number sheets, colouring pages, and puzzles.

There is also an answer pack which you can download separately.

CONTENTS			
1	Counting by 1s and 10s	7	Number Grid Challenge 1
2	Easter Colour by Number Two Chicks	8	Counting Objects to 50 Sheet 1A
3	Compare Numbers to 100 Sheet 3	9	Bar Graph Sheet 1B
4	Easter Codebreaker 1A	10	Mental Maths Quiz 2:3
5	Who Chose Which Shape 1	11	Classify It! Game 1
6	Subtract with Tens Sheet 3		

Please give us feedback on our pack – both what you liked and what sheets you would like to see more of by leaving a comment on the link below.

<https://www.math-salamanders.com/maths-grab-packs.html>



Free Math Sheets, Math Games and Math Help

MATH-SALAMANDERS.COM

## COUNTING BY 1s AND 10s SHEET 1

Each of these sequences goes up in either ones or tens.

Fill in the missing numbers.

1)

36		38			41		
----	--	----	--	--	----	--	--

2)

14	24			54			84
----	----	--	--	----	--	--	----

3)

58			61				65
----	--	--	----	--	--	--	----

4)

22		42			72		
----	--	----	--	--	----	--	--

5)

15			45				85
----	--	--	----	--	--	--	----

6)

18				22		24	
----	--	--	--	----	--	----	--

7)


	87				91		93
--	----	--	--	--	----	--	----

8)

	31			61			91
--	----	--	--	----	--	--	----



## EASTER COLOUR BY NUMBER TWO CHICKS



## KEY


1 pale yellow	2 orange	3 light brown	4 light orange
5 brown	6 light green	7 green	8 dark green



## COMPARING NUMBERS TO 100 SHEET 3

> is greater than	< is less than	= is equal to
10 > 7	3 < 6	7 = 7

- |     |    |     |    |     |    |     |    |
|-----|----|-----|----|-----|----|-----|----|
| 1)  | 9  | ___ | 7  | 11) | 20 | ___ | 30 |
| 2)  | 12 | ___ | 5  | 12) | 13 | ___ | 11 |
| 3)  | 14 | ___ | 14 | 13) | 10 | ___ | 17 |
| 4)  | 11 | ___ | 15 | 14) | 22 | ___ | 22 |
| 5)  | 12 | ___ | 13 | 15) | 12 | ___ | 19 |
| 6)  | 17 | ___ | 8  | 16) | 30 | ___ | 10 |
| 7)  | 10 | ___ | 14 | 17) | 60 | ___ | 50 |
| 8)  | 16 | ___ | 16 | 18) | 50 | ___ | 70 |
| 9)  | 20 | ___ | 16 | 19) | 23 | ___ | 27 |
| 10) | 14 | ___ | 18 | 20) | 29 | ___ | 21 |



# EASTER CODEBREAKER 1A

## ADDITION AND SUBTRACTION FACTS TO 20

Use the clues to work out the answer to the Easter joke.

A	B	C	D	E	H	I	L	M	O	R	S	T	U	W	Y	-	!
1	2	3	4	5	6	7	8	9	10	11	12	13	14	15	16	17	18

Why couldn't the Easter Egg Chicks watch tv?

Letter	B																
Number	2																
Fact	10-8	2+3	12-9	10-9	7+7	2+10	15-10		8+5	15-9	8+9						

Letter																	
Number																	
Fact	13-8	11-4	3+8		17-14	8-7	15-13	2+6	14-9								

Letter																	
Number																	
Fact	3+12	7-6	20-8		4+9	19-9	5+8	5-4	14-6	17-9	4+12						

Letter																	
Number																	
Fact	5+7	12-9	8+3	8-7	16-7	11-9	20-12	2+3	12-8	10+8							



## WHO CHOSE WHICH SHAPE? #1

Each of the Salamanders chose a different shape from the table below.

Can you use the clues to work out who chose which shape?



Captain



Frazer



Tyger




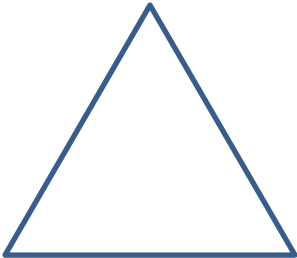


Sally

### CLUES

- Captain's shape had sides that were not all the same size.
- Frazer's shape had 4 sides.
- Tyger's shape was not a square.
- Sally chose a curved shape.

Here are the shapes they chose.

A) 	B) 	C) 	D) 

Write the name of the salamander under their shape.

## SUBTRACT WITH TENS SHEET 3

0	10	20	30	40	50	60	70	80	90	100
---	----	----	----	----	----	----	----	----	----	-----

1)  $30 - 20 =$  \_\_\_\_\_

13)  $20 - 20 =$  \_\_\_\_\_

2)  $40 - 10 =$  \_\_\_\_\_

14)  $40 - 0 =$  \_\_\_\_\_

3)  $60 - 30 =$  \_\_\_\_\_

15)  $40 - 20 =$  \_\_\_\_\_

4)  $50 - 20 =$  \_\_\_\_\_

16)  $80 - 40 =$  \_\_\_\_\_

5)  $30 - 30 =$  \_\_\_\_\_

17)  $70 - 30 =$  \_\_\_\_\_

6)  $80 - 10 =$  \_\_\_\_\_

18)  $100 - 30 =$  \_\_\_\_\_

7)  $70 - 20 =$  \_\_\_\_\_

19)  $90 - 10 =$  \_\_\_\_\_

8)  $100 - 0 =$  \_\_\_\_\_

20)  $60 - 50 =$  \_\_\_\_\_

9)  $50 - 40 =$  \_\_\_\_\_

21)  $40 - 30 =$  \_\_\_\_\_

10)  $80 - 30 =$  \_\_\_\_\_

22)  $90 - 40 =$  \_\_\_\_\_

11)  $60 - 40 =$  \_\_\_\_\_

23)  $100 - 50 =$  \_\_\_\_\_

12)  $90 - 20 =$  \_\_\_\_\_

24)  $70 - 60 =$  \_\_\_\_\_



## NUMBER GRID CHALLENGE 1: TARGET 20

Start the maze with zero.

You have to finish the maze with a total of 20.

Your route can go **right** or **down** at each turn.

There are 2 possible routes. Can you find them?

START	2	1	7
5	3	4	6
7	1	0	8
3	5	9	FINISH

### Extra Challenge











Find the route with the highest total.

Find the route with the lowest total.



# COUNTING OBJECTS TO 50 SHEET 1A

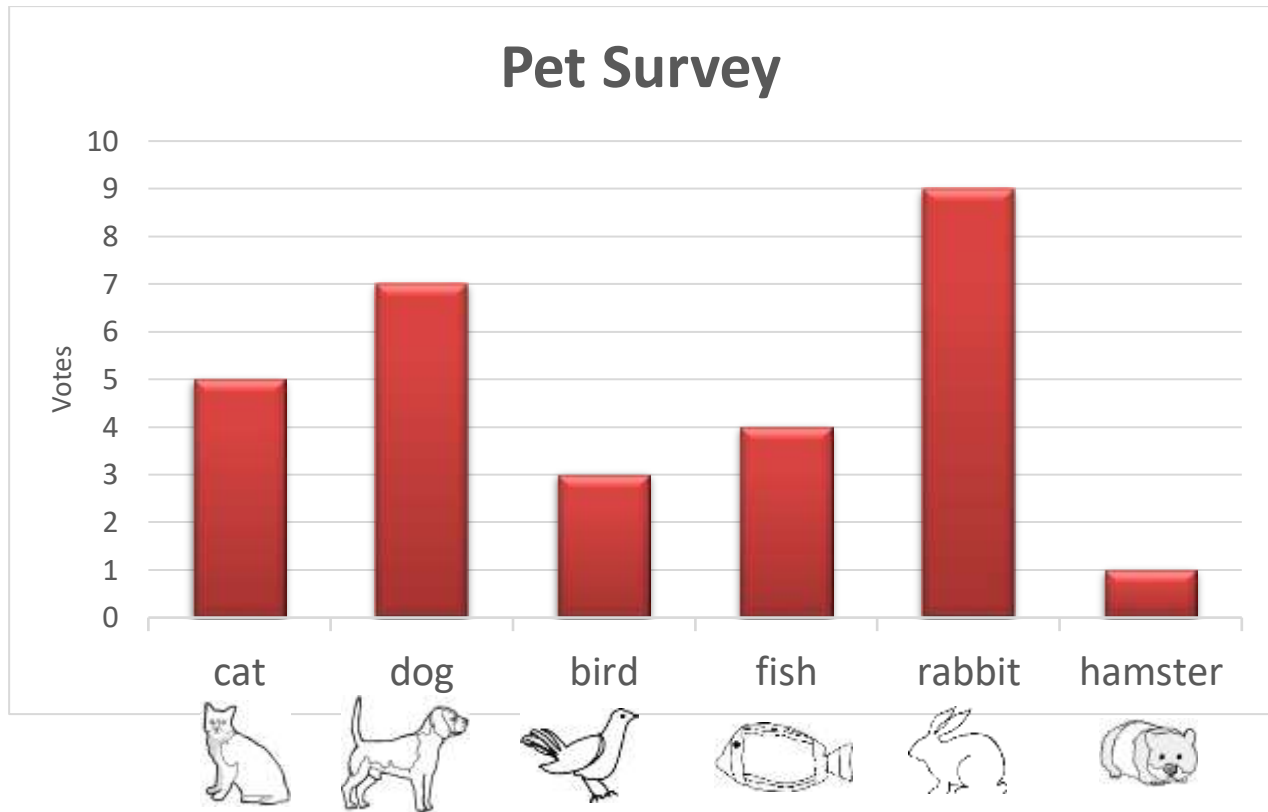
These objects have been put into groups of 10. Help Newton to count them.

<p>1) </p>	<p>How many?</p> 
<p>2) </p>	<p>How many?</p> 
<p>3) </p>	<p>How many?</p> 
<p>4) </p>	<p>How many?</p> 
<p>5) </p>	<p>How many?</p> 



## BAR GRAPHS SHEET 1B - PET SURVEY

The children in Salamander Class had a vote on their cutest pet.



1) Which pet got the most votes? \_\_\_\_\_

2) How many votes did the dog get? \_\_\_\_\_



3) How many votes did the fish get? \_\_\_\_\_



4) How many votes did the hamster get? \_\_\_\_\_





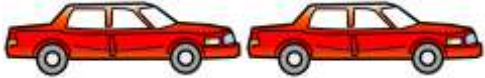
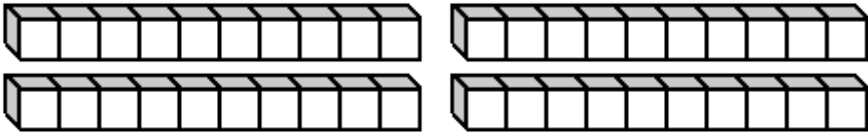
5) How many votes did the bird get? \_\_\_\_\_



6) How many votes did the cat get? \_\_\_\_\_



## MENTAL MATHS QUIZ 2:3

1)	10 plus 8	
2)	Circle all the even numbers.  17 15 8 9 11 10	
3)	What is the next number: 5, 7, 9, 11, 13, ____	
4)	Write the number forty-five.	
5)	Tick the triangle.  	
6)	How much money?  	p
7)	I have £12. I spend £8. How much money do I have left?	
8)	13 subtract 0	
9)	What number comes after 69?	
10)	A toy car costs £7. How much do two cars cost?  	£
11)	The date is 26 <sup>th</sup> June. What was the date three days ago?	June
12)	How many cubes?  	



# CLASSIFY IT! GAME #1

**Age range:** Kindergarten +

**Number of players:** 2-3

**Learning:**

- Adding to  $6+6$
- Odd and even numbers to 12
- Vocabulary:
  - More than and less than
  - Bigger than and smaller than
  - Equal to

**You will need**

- 8 different coloured counters per player
- 2 dice

**Instructions**

- Each player takes turns to roll the dice and add them up. The player then chooses one classification hexagon on the board which matches the total they have rolled. They cover this hexagon up with a counter.
- If a person cannot find any hexagon which matches their number, they pass the dice on to the next player.
- The game finishes when all the hexagons are covered up.
- The winner of the game is the person who manages to cover up most hexagons.

**Example of play**

Sally rolls a 5 and a 2 to make a total of 7. She puts one of her counters on 'equal to 7 or 8'.

Frazer rolls a 6 and a 3 to make a total of 9. He puts a counter on 'bigger than 5'.

Sally rolls a 3 and a 4 to make another total of 7. She puts a counter on 'odd'.

# CLASSIFY IT!

## GAME #1

