


MATH SALAMANDERS

YEAR 3 MATHS GRAB PACK 3

This pack is a selection of 10 Maths sheets and one game adapted for Year 3 pupils. All the worksheets are also available on our site.



In the pack is a range of number sheets, colouring pages, and puzzles.

There is also an answer pack which you can download separately.

CONTENTS (ANSWER SHEETS)			
1	3-Digit Addition Sheet 3	7	3-Digit Subtraction Sheet 2
2	Quadra's Square Puzzle 2	8	Reading Scales 2G
3	Who Has Most to £5 Sheet 1	9	2,3,4,5 and 10 Times Tables #2
4	Subtraction up to 20 Sheet 1	10	Mental Maths Quiz 3:A3
5	Parking Lots 2	11	The Multiple Game 1 to 6
6	Easter Block Coordinates 2		

Please give us feedback on our pack – both what you liked and what sheets you would like to see more of by leaving a comment on the link below.

<https://www.math-salamanders.com/maths-grab-packs.html>



3-DIGIT ADDITION SHEET 3

$$\begin{array}{r} 1) \quad \begin{array}{r} 1 \ 1 \\ 278 \\ + 153 \\ \hline 431 \end{array} \quad 2) \quad \begin{array}{r} 437 \\ + 248 \\ \hline \end{array} \quad 3) \quad \begin{array}{r} 179 \\ + 253 \\ \hline \end{array} \quad 4) \quad \begin{array}{r} 520 \\ + 286 \\ \hline \end{array} \end{array}$$

$$\begin{array}{r} 5) \quad \begin{array}{r} 379 \\ + 56 \\ \hline \end{array} \quad 6) \quad \begin{array}{r} 647 \\ + 206 \\ \hline \end{array} \quad 7) \quad \begin{array}{r} 716 \\ + 221 \\ \hline \end{array} \quad 8) \quad \begin{array}{r} 576 \\ + 328 \\ \hline \end{array} \end{array}$$

$$\begin{array}{r} 9) \quad \begin{array}{r} 342 \\ + 437 \\ \hline \end{array} \quad 10) \quad \begin{array}{r} 589 \\ + 45 \\ \hline \end{array} \quad 11) \quad \begin{array}{r} 289 \\ + 176 \\ \hline \end{array} \quad 12) \quad \begin{array}{r} 547 \\ + 326 \\ \hline \end{array} \end{array}$$

$$\begin{array}{r} 13) \quad \begin{array}{r} 473 \\ + 268 \\ \hline \end{array} \quad 14) \quad \begin{array}{r} 298 \\ + 337 \\ \hline \end{array} \quad 15) \quad \begin{array}{r} 708 \\ + 156 \\ \hline \end{array} \quad 16) \quad \begin{array}{r} 683 \\ + 74 \\ \hline \end{array} \end{array}$$

$$\begin{array}{r} 17) \quad \begin{array}{r} 573 \\ + 264 \\ \hline \end{array} \quad 18) \quad \begin{array}{r} 697 \\ + 218 \\ \hline \end{array} \quad 19) \quad \begin{array}{r} 449 \\ + 55 \\ \hline \end{array} \quad 20) \quad \begin{array}{r} 308 \\ + 439 \\ \hline \end{array} \end{array}$$

$$\begin{array}{r} 21) \quad \begin{array}{r} 276 \\ + 354 \\ \hline \end{array} \quad 22) \quad \begin{array}{r} 317 \\ + 652 \\ \hline \end{array} \quad 23) \quad \begin{array}{r} 575 \\ + 385 \\ \hline \end{array} \quad 24) \quad \begin{array}{r} 761 \\ + 156 \\ \hline \end{array} \end{array}$$

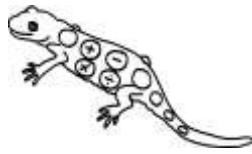


QUADRA'S SQUARE PUZZLE 2

1) Write the numbers 1, 2, 4, 6, 7, 8 in the correct place so that each side of the square adds up to 15.

1 2 4 6 7 8

Total must be 15

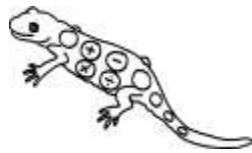


5		
3		

2) Can you write the numbers 1, 2, 4, 6, 7, 8 in the correct place so that each side of the square adds up to 12?

1 2 4 6 7 8

Total must be 12















	5	
		3



WHO HAS MOST? TO £5 SHEET 1

Work out how much money is in each box, then use the correct symbol: $>$, $<$ or $=$ to show whether Newton or Quadra has the most money.

 Newton	Symbol	 Quadra
 £2.40	$<$	 £2.50
		
		
		
		



SUBTRACTION UP TO 20 SHEET 1

0	1	2	3	4	5	6	7	8	9	10	11	12	13	14	15	16	17	18	19	20
---	---	---	---	---	---	---	---	---	---	----	----	----	----	----	----	----	----	----	----	----

1) $13 - 2 =$ _____

13) $19 - 6 =$ _____

2) $15 - 4 =$ _____

14) $17 - 4 =$ _____

3) $12 - 10 =$ _____

15) $16 - 2 =$ _____

4) $14 - 3 =$ _____

16) $18 - 4 =$ _____

5) $15 - 5 =$ _____

17) $15 - 7 =$ _____

6) $16 - 7 =$ _____

18) $8 - 5 =$ _____

7) $19 - 2 =$ _____

19) $18 - 5 =$ _____

8) $20 - 3 =$ _____

20) $19 - 13 =$ _____

9) $15 - 4 =$ _____

21) $17 - 9 =$ _____

10) $12 - 9 =$ _____

22) $18 - 7 =$ _____

11) $10 - 7 =$ _____

23) $17 - 5 =$ _____

12) $16 - 4 =$ _____

24) $14 - 8 =$ _____

Key question: what do you notice about the answer to $18 - 5$ and the answer to $8 - 5$?



PARKING LOTS 2

- There are 4 cars: a red car, a blue car, a green car and a yellow car.
- There are 4 parking lots for the cars, labelled from 1 to 4.
- Lot 1 has been reserved for either the red or yellow car only.
- There are 12 different ways for the cars to park in the lots.

How many can you find?



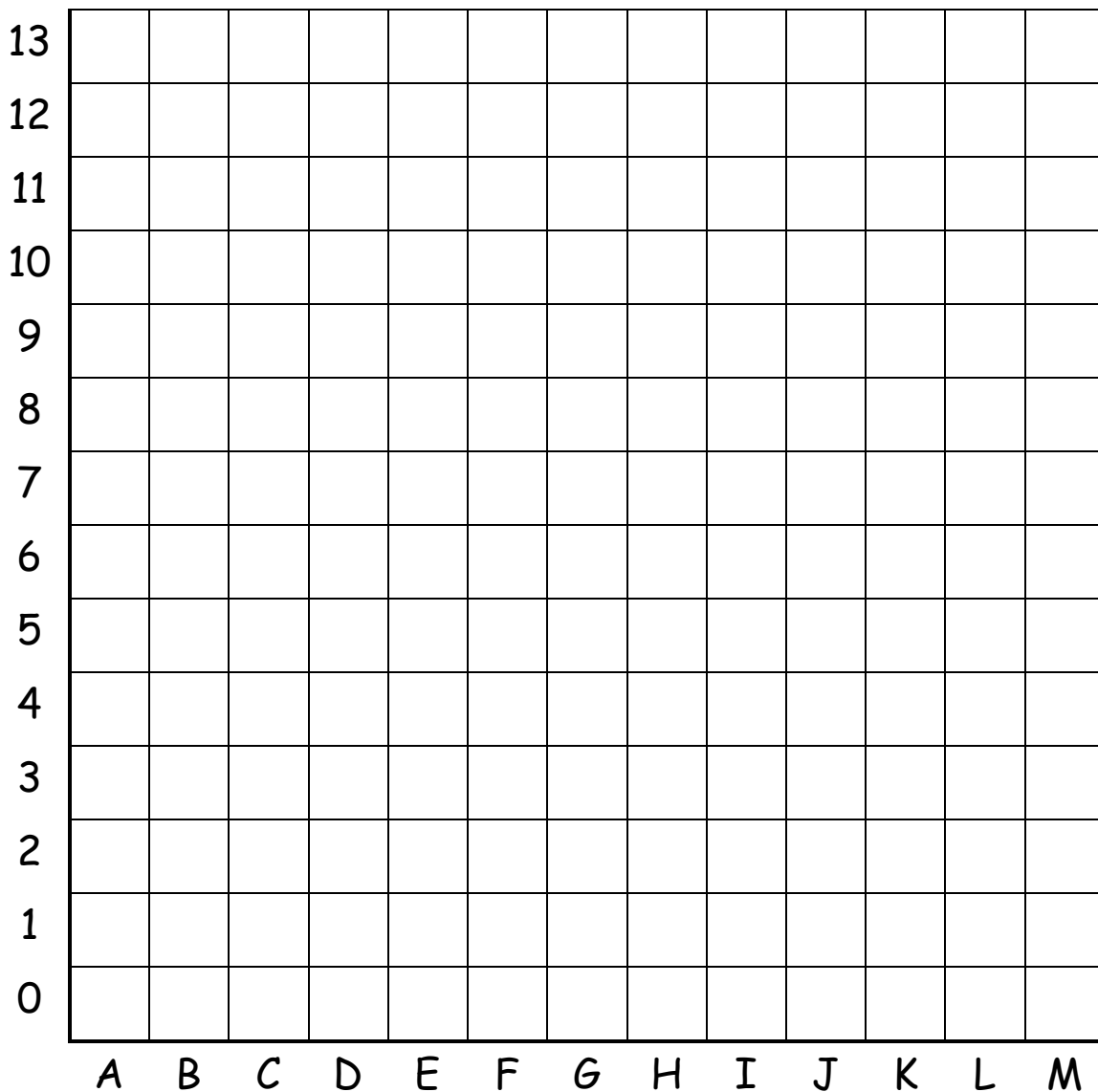
1 RED OR YELLOW CAR ONLY	2 ANY CAR	3 ANY CAR	4 ANY CAR
--------------------------------	--------------	--------------	--------------

LOT 1 RED	LOT 2 YELLOW	LOT 3 BLUE	LOT 4 GREEN

What if any car could park in any lot? How many possibilities then?

EASTER BLOCK COORDINATES 2

<p>Blue</p> <p>A2 A3 A4 A5 A6 A7 A8 A9 A10 A11 A12 A13 B1 B2 B7 B8 B9 B10 B11 B12 B13 C0 C1 C8 C9 C10 C12 C13 D0 D13 I13 J0 J11 J13 K0 K1 K8 K9 K10 K11 K 12 K13 L1 L2 L7 L8 L9 L10 L11 L12 L13 M2 M3 M4 M5 M6 M7 M8 M9 M10 M11 M12 M13</p>	<p>Yellow</p> <p>B3 B4 B5 C4 C5 C6 D4 D5 D6 D7 D8 D9 D10 E 6 E7 E8 E9 E10 E11 F5 F6 F7 F8 F10 F11 F12 G5 G6 G9 G10 G11 G12 H6 H7 H8 H10 H11 H12 I6 I7 I8 I9 I10 I11 J5 J6 J7 J8 J9 J10 K4 K5 K6 L3 L4 L5</p>	<p>Purple</p> <p>A0 B0 B6 C2 C3 C7 C11 D1 D11 D12 E0 E2 E5 E12 F0 F2 F4 F13 G0 G1 H0 H2 H4 H5 H13 I0 I2 I5 I12 J1 J4 K2 K3 K7 L6 M0 M1</p>
<p>Green</p> <p>D3 E3 E4 F3 G3 G4 G13 H3 I3 I4 J3</p>	<p>Pink</p> <p>A1 D2 E1 E13 F1 G2 H1 I1 J2 J12 L0</p>	<p>Black</p> <p>F9 H9</p>



3-DIGIT SUBTRACTION SHEET 2

Try these subtraction problems with regrouping from hundreds to tens only.

$$\begin{array}{r} 1) \quad 327 \\ - 153 \\ \hline \end{array} \quad \begin{array}{r} 2) \quad 416 \\ - 264 \\ \hline \end{array} \quad \begin{array}{r} 3) \quad 217 \\ - 33 \\ \hline \end{array} \quad \begin{array}{r} 4) \quad 635 \\ - 212 \\ \hline \end{array}$$

$$\begin{array}{r} 5) \quad 758 \\ - 194 \\ \hline \end{array} \quad \begin{array}{r} 6) \quad 535 \\ - 261 \\ \hline \end{array} \quad \begin{array}{r} 7) \quad 653 \\ - 282 \\ \hline \end{array} \quad \begin{array}{r} 8) \quad 477 \\ - 357 \\ \hline \end{array}$$

$$\begin{array}{r} 9) \quad 408 \\ - 151 \\ \hline \end{array} \quad \begin{array}{r} 10) \quad 936 \\ - 275 \\ \hline \end{array} \quad \begin{array}{r} 11) \quad 759 \\ - 186 \\ \hline \end{array} \quad \begin{array}{r} 12) \quad 618 \\ - 573 \\ \hline \end{array}$$

$$\begin{array}{r} 13) \quad 854 \\ - 671 \\ \hline \end{array} \quad \begin{array}{r} 14) \quad 516 \\ - 72 \\ \hline \end{array} \quad \begin{array}{r} 15) \quad 776 \\ - 355 \\ \hline \end{array} \quad \begin{array}{r} 16) \quad 908 \\ - 163 \\ \hline \end{array}$$

$$\begin{array}{r} 17) \quad 447 \\ - 86 \\ \hline \end{array} \quad \begin{array}{r} 18) \quad 649 \\ - 297 \\ \hline \end{array} \quad \begin{array}{r} 19) \quad 504 \\ - 271 \\ \hline \end{array} \quad \begin{array}{r} 20) \quad 868 \\ - 592 \\ \hline \end{array}$$

Remember to subtract the ones first, then the tens and finally the hundreds.

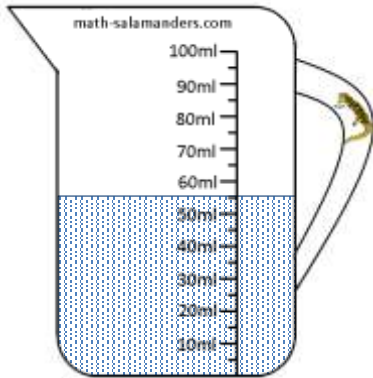


READING SCALES 2G

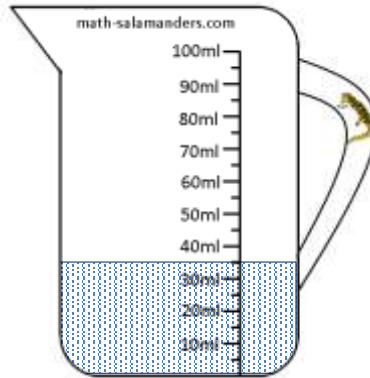
Use your knowledge of the number system to read these scales which are going up ones and fives.



1) How many ml? ____




2) How many ml? ____



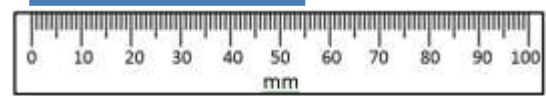
3) How many ml? ____




4) How long is the line? ____ mm




5) How long is the line? ____ mm



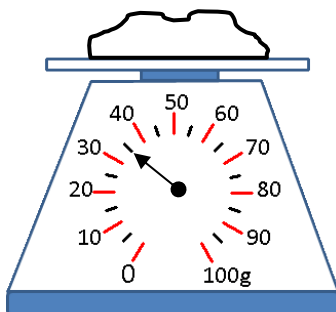
6) How long is the line? ____ mm



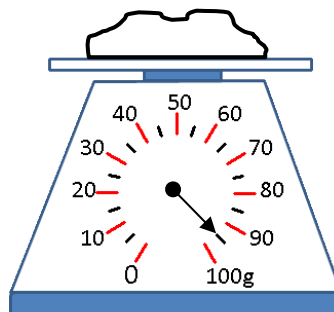
7) How long is the line? ____ mm



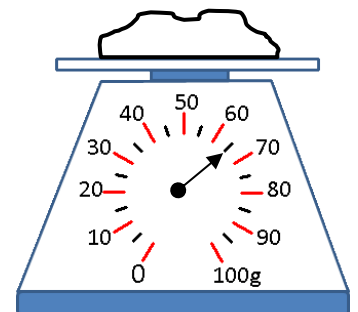
8) How many g? ____



9) How many g? ____



10) How many g? ____

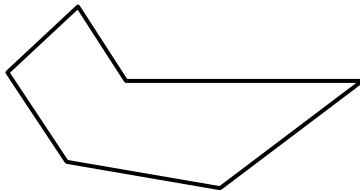


2,3,4,5 & 10 TIMES TABLES SHEET 2

- | | | | |
|-----|-----------------------|-----|------------------------|
| 1) | $3 \times 4 =$ _____ | 21) | $2 \times 9 =$ _____ |
| 2) | $2 \times 5 =$ _____ | 22) | $6 \times 5 =$ _____ |
| 3) | $4 \times 2 =$ _____ | 23) | $4 \times 6 =$ _____ |
| 4) | $5 \times 10 =$ _____ | 24) | $3 \times 7 =$ _____ |
| 5) | $10 \times 6 =$ _____ | 25) | $10 \times 10 =$ _____ |
| 6) | $4 \times 4 =$ _____ | 26) | $5 \times 7 =$ _____ |
| 7) | $2 \times 7 =$ _____ | 27) | $8 \times 2 =$ _____ |
| 8) | $8 \times 3 =$ _____ | 28) | $5 \times 3 =$ _____ |
| 9) | $5 \times 5 =$ _____ | 29) | $8 \times 5 =$ _____ |
| 10) | $10 \times 3 =$ _____ | 30) | $10 \times 7 =$ _____ |
| 11) | $2 \times 0 =$ _____ | 31) | $3 \times 9 =$ _____ |
| 12) | $4 \times 4 =$ _____ | 32) | $7 \times 4 =$ _____ |
| 13) | $3 \times 1 =$ _____ | 33) | $0 \times 5 =$ _____ |
| 14) | $2 \times 10 =$ _____ | 34) | $6 \times 10 =$ _____ |
| 15) | $7 \times 5 =$ _____ | 35) | $8 \times 3 =$ _____ |
| 16) | $6 \times 2 =$ _____ | 36) | $4 \times 8 =$ _____ |
| 17) | $3 \times 6 =$ _____ | 37) | $9 \times 5 =$ _____ |
| 18) | $7 \times 10 =$ _____ | 38) | $2 \times 8 =$ _____ |
| 19) | $10 \times 4 =$ _____ | 39) | $4 \times 9 =$ _____ |
| 20) | $3 \times 3 =$ _____ | 40) | $8 \times 3 =$ _____ |



MENTAL MATHS SHEET 3:A3

1)	The difference between 11 and 3.	
2)	5×7	
3)	How many tens make 50?	
4)	Write the number two hundred and fifty-nine.	
5)	Which number is the smallest? 25 72 57 22 77 75	
6)	$7 + \underline{\quad} = 27$	
7)	What number is two less than 90?	
8)	How many edges? 	
9)	$50\text{cm} + 60\text{cm} = \underline{\quad}\text{m } \underline{\quad}\text{cm}$	
10)	Halve 24	
11)	The time is 10:30. What was the time an hour ago?	
12)	12 people are on a bus. 6 more people get on and one person gets off. How many on the bus now?	
13)	How many days in 2 weeks?	
14)	The month is January. Which month was it 2 months ago? September June April November December	
15)	I spend 6 TENS and one FIVE buying some candy. How much money did I spend?	
16)	The temperature is 18°C . It gets 7 degrees warmer. What is the temperature now?	



The Multiple Game 1-6

The Multiple Game is a good game for developing counting skills, and knowing which numbers are in which tables. It also helps children to understand the meaning of the word 'multiple'.

Age range: 2nd Grade+

Number of players: 2-3

Learning: Multiplication tables to 6, strategy and logical thinking

You will need

- Each player needs a set of counters of their own colour:
 - o 2 player game – 15 counters each
 - o 3 player game – 10 counters each
- A piece of paper to keep score;
- A multiplication table (optional);
- A dice.

Instructions

- Each player rolls the dice and covers up any multiple of the number that is rolled with a counter.
- If a player cannot go, or gets an answer wrong, then play passes to the next player.
- The first player to make a line of 4 counters is the winner.

Example of play

Player 1 rolls a 3 and covers up 15. Player 2 rolls a 1 and covers up 7. Player 3 rolls a 4 and covers up 12.

Variations

- Alternative winning strategy: the first player to finish placing all his/her counters wins the game.

THE MULTIPLE GAME 1-6

COVER UP ANY MULTIPLE OF THE NUMBER YOU ROLL ON A DICE.

MULTIPLES OF 2 AND 4

0 2 4 6 8 10 12 14 16 18 20 22 24 26 28 30 32 34 36 38 40

MULTIPLES OF 3 AND 6

0 3 6 9 12 15 18 21 24 27 30 33 36 39 42 45 48 51 54 57 60

12	20	13	25	30	15
27	24	22	14	12	35
40	21	28	45	60	8
27	16	10	32	16	50
4	13	9	36	7	2
17	11	33	6	26	18



IF YOU ROLL A 1, YOU CAN COVER UP ANY NUMBER ON THE BOARD!

