


# MATH SALAMANDERS YEAR 1

## MATHS GRAB PACK 4 ANSWERS



Here are the answers to all the sheets in our Year 1 Maths Grab Pack 4.

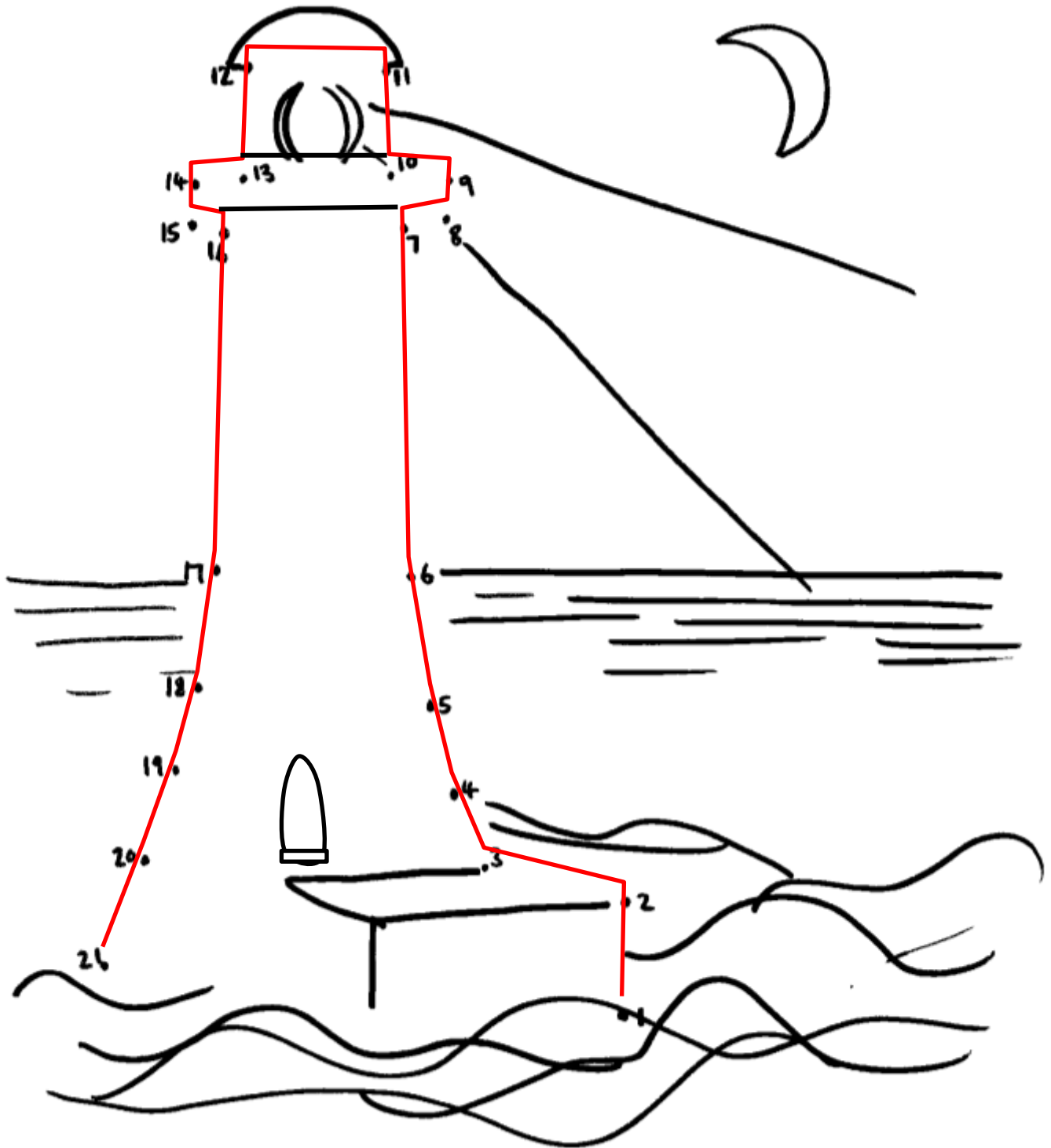
CONTENTS – ANSWER SHEETS			
1	Lighthouse Dot-to-Dot	7	Match It Up Sheet 4
2	Who Has Most Sheet 3	8	Spot the Pattern 2
3	Number Bonds to 10 Sheet 2	9	Numbers to 10 Sheet 2
4	How many cm Sheet 2	10	Place Value to 20 Sheet 2
5	Greater, Less and Equal Sheet 3	11	Name and Trace Sheet 3
6	Subtraction to 10 Sheet 2		

Please give us feedback on our pack – both what you liked and what sheets you would like to see more of by leaving a comment on the link below.

<https://www.math-salamanders.com/maths-grab-packs.html>

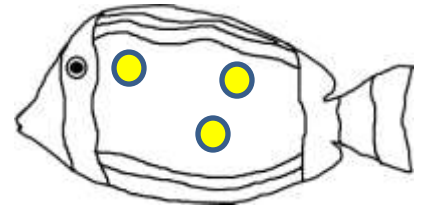
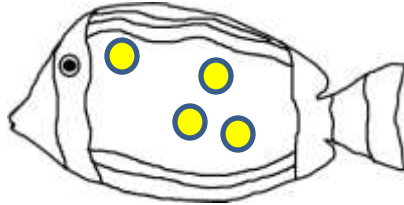
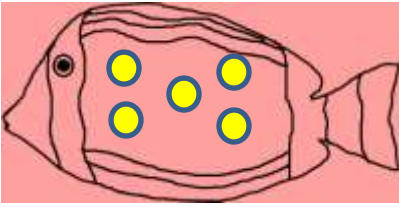


LIGHTHOUSE DOT-TO-DOT TO 21 COMPLETED



## WHO HAS MOST? SHEET 3 ANSWERS

1) Shade the fish with the **most** spots red.



2) Circle the **biggest** number.


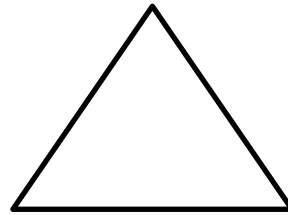

15

12

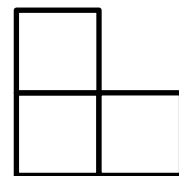
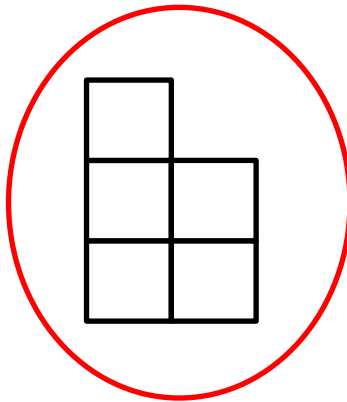
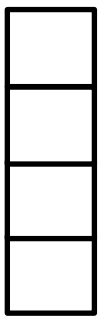
14

13

3) Shade the shape with the **most** sides yellow.

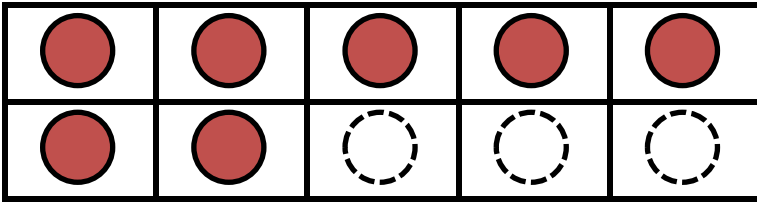


4) Circle the tower with the **most** cubes.

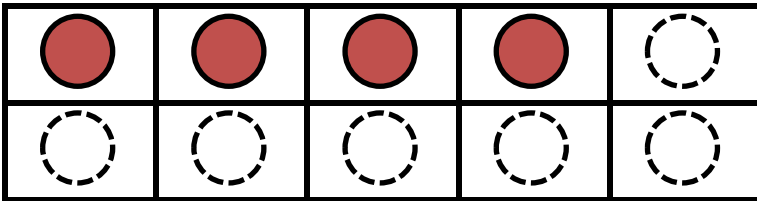


## NUMBER BONDS TO 10 SHEET 2 ANSWERS

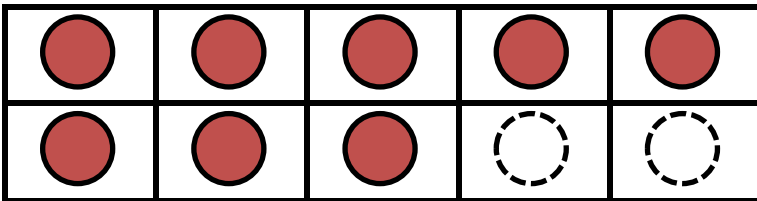
Complete the tens frame to find the missing number to make 10.



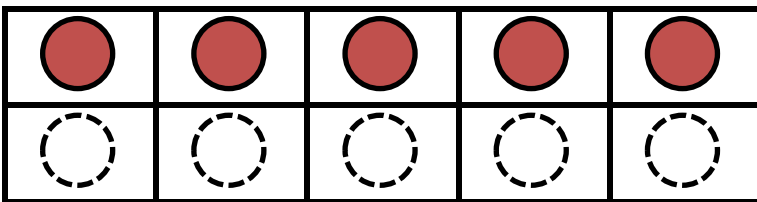
$$7 + 3 = 10$$



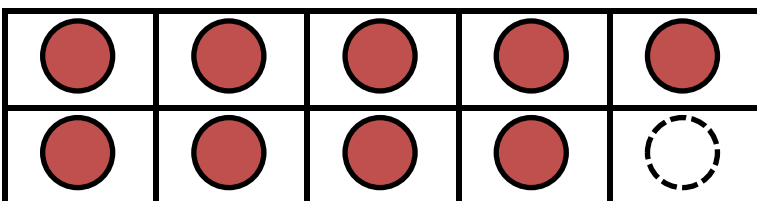
$$4 + \underline{6} = 10$$



$$8 + \underline{2} = 10$$



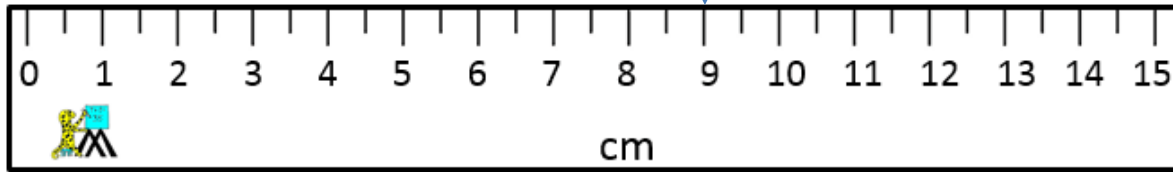
$$5 + \underline{5} = 10$$



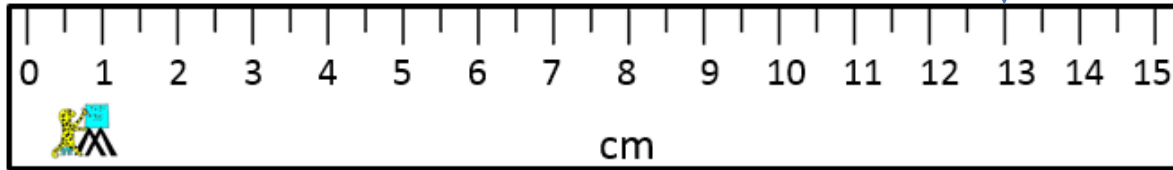
$$9 + \underline{1} = 10$$



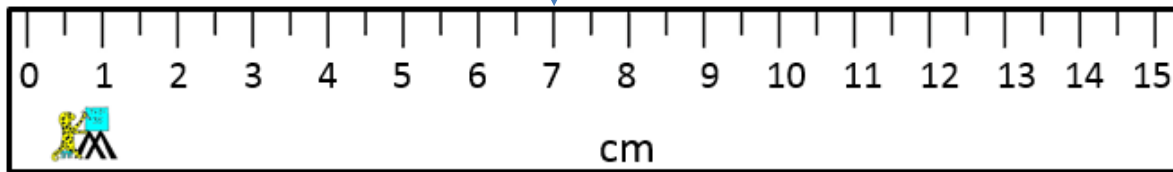
## HOW MANY CM SHEET 2 ANSWERS



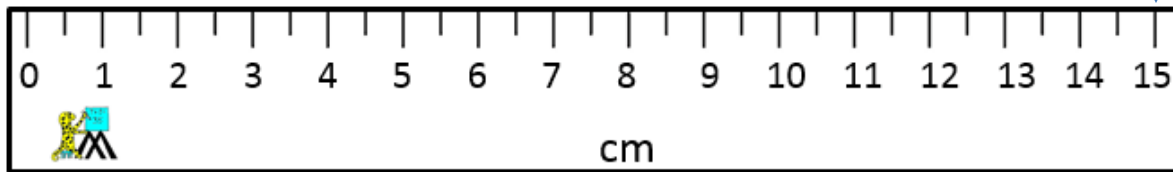
9 cm



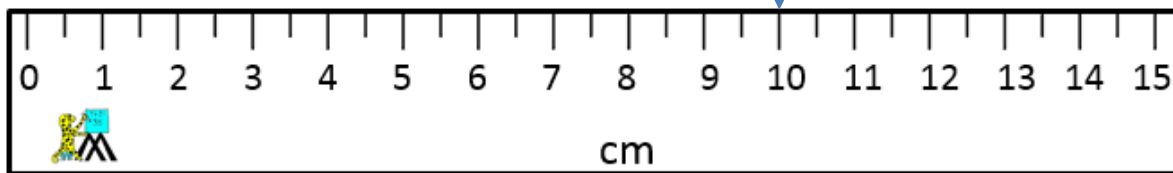
13 cm



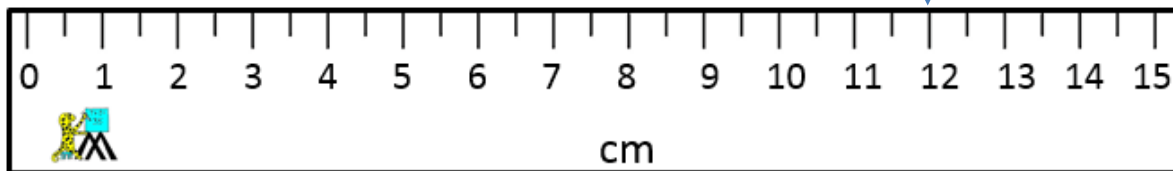
7 cm



15 cm



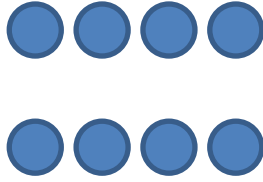
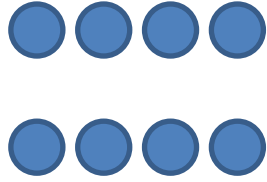


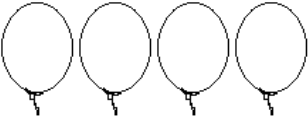
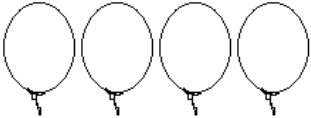
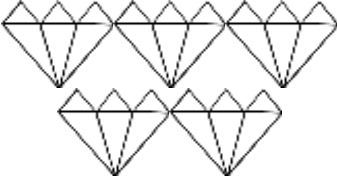
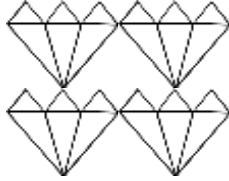
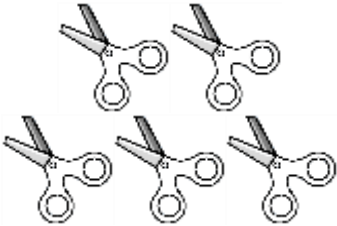
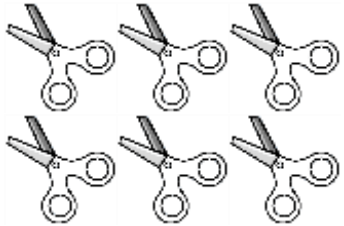
10 cm



12 cm

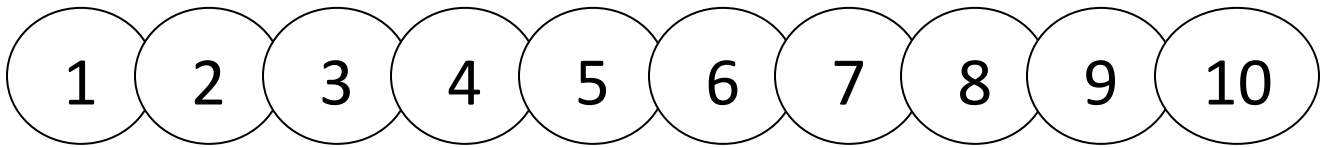
# GREATER, LESS AND EQUAL SHEET 3 ANSWERS

Circle the correct choice.

1)		<p>is greater than &gt;</p> <p><b>is equal to =</b></p> <p>is less than &lt;</p>	
2)	6	<p><b>is greater than &gt;</b></p> <p>is equal to =</p> <p>is less than &lt;</p>	5
3)		<p>is greater than &gt;</p> <p>is equal to =</p> <p><b>is less than &lt;</b></p>	
4)		<p>is greater than &gt;</p> <p><b>is equal to =</b></p> <p>is less than &lt;</p>	
5)		<p><b>is greater than &gt;</b></p> <p>is equal to =</p> <p>is less than &lt;</p>	
6)		<p>is greater than &gt;</p> <p>is equal to =</p> <p><b>is less than &lt;</b></p>	



## SUBTRACTION TO 10 SHEET 2



Cross off the correct number of circles to find the answer.

1)  $4 - 2 =$



7)  $9 - 2 = \underline{7}$



2)  $5 - 1 = \underline{4}$



8)  $10 - 1 = \underline{9}$



3)  $7 - 1 = \underline{6}$



9)  $8 - 3 = \underline{5}$



4)  $6 - 2 = \underline{4}$



10)  $6 - 3 = \underline{3}$



5)  $8 - 2 = \underline{6}$



11)  $5 - 4 = \underline{1}$



6)  $7 - 5 = \underline{2}$



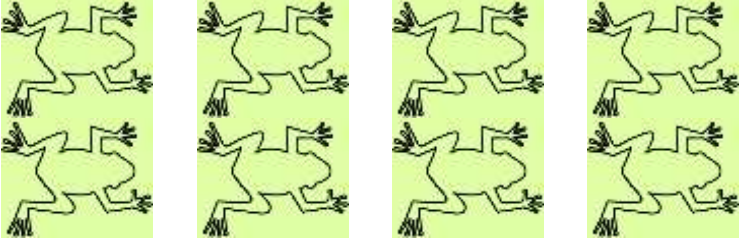
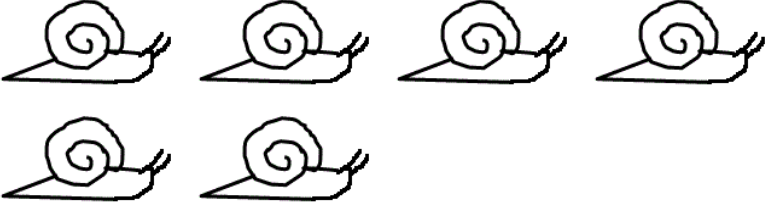




12)  $6 - 6 = \underline{0}$



# MATCH IT UP SHEET 4

Draw lines to connect the numbers and shapes that go together.

3	
4	
5	
6	
7	
8	

Red lines connect the numbers to the corresponding animal groups: 3 to 4 elephants, 4 to 7 fish, 5 to 8 frogs, 6 to 6 snails, 7 to 3 elephants, and 8 to 5 spiders.

Shade the animals with 4 legs green and more than 4 legs red.

How many green animals are there? 15

How many red? 5







## SPOT THE PATTERN 2 ANSWERS

Spot the pattern and then fill in the missing patterns.

1) Shade the shape to finish the patterns.




2) Shade the shapes to finish the patterns.




3) Shade the shape to finish the patterns.



4) Draw the next face to finish the patterns.



5) Shade the shape to finish the patterns.


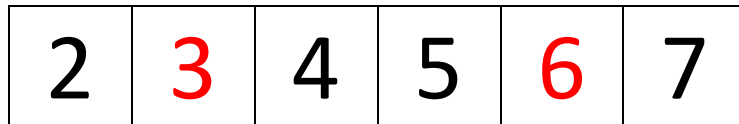


6) Fill in the last letter.

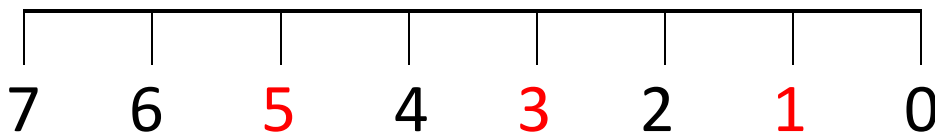
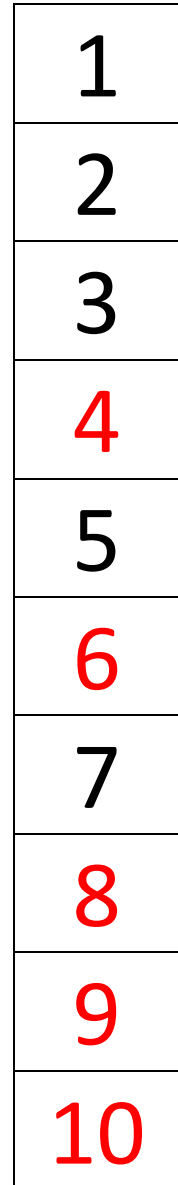
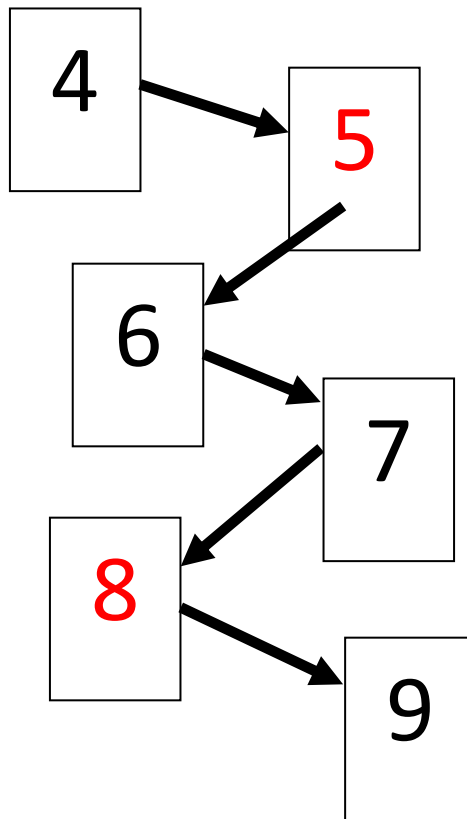
A	B	C	A	B	C	A	B	C
---	---	---	---	---	---	---	---	---

# NUMBERS TO 10 SHEET 2

Fill in the missing numbers in these patterns.



How many spots? **6**










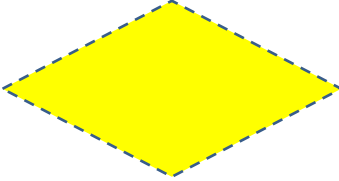
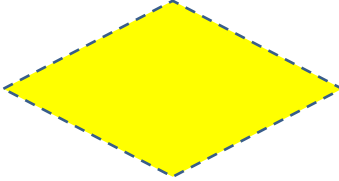
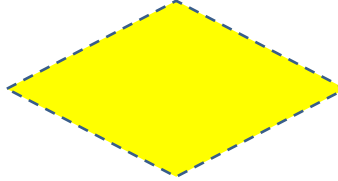


## PLACE VALUE TO 20 SHEET 2 ANSWERS

1)			= <u>15</u>
2)			= <u>18</u>
3)			= <u>11</u>
4)			= <u>16</u>
5)			= <u>14</u>
6)			= <u>20</u>
7)			= <u>17</u>
8)			= <u>13</u>
9)			= <u>19</u>



# TRACE THE SHAPE SHEET 3

Trapezium			
Oval			
Semicircle			
Rhombus			

- Colour the shapes with 4 sides yellow.
- Colour the shapes with curved lines green.

