




Name

Date



3-DIGIT ADDITION PROBLEMS SHEET 4

This table shows the number of different types of fruit sold in a market for the first 3 days of the week.	Fruit Sales	Apples 	Oranges 	Bananas 
	Monday	326	148	189
	Tuesday	265	76	146
	Wednesday	178	273	95

WORKING OUT

1) How many apples were sold on Monday and Tuesday?
There were _____ apples sold.

2) How many oranges were sold on Tuesday and Wednesday?
There were _____ oranges sold.




3) How many oranges and bananas were sold on Wednesday?
There were _____ oranges and bananas sold.

4) How many pieces of fruit were sold on Monday?
There were _____ pieces of fruit sold on Monday.

5) How many bananas were sold in total?
There were _____ bananas sold in total.



3-DIGIT ADDITION PROBLEMS SHEET 4 ANSWERS

This table shows the number of different types of fruit sold in a market for the first 3 days of the week.	Fruit Sales	Apples 	Oranges 	Bananas 
	Monday	326	148	189
	Tuesday	265	76	146
	Wednesday	178	273	95

WORKING OUT

- 1) How many apples were sold on Monday and Tuesday?
There were 591 apples sold. $326 + 265 = 591$
- 2) How many oranges were sold on Tuesday and Wednesday?
There were 349 oranges sold. $76 + 273 = 349$
- 3) How many oranges and bananas were sold on Wednesday?
There were 368 oranges and bananas sold. $273 + 95 = 368$
- 4) How many pieces of fruit were sold on Monday?
There were 663 pieces of fruit sold on Monday. $326 + 148 + 189 = 663$
- 5) How many bananas were sold in total?
There were 430 bananas sold in total. $189 + 146 + 95 = 430$