

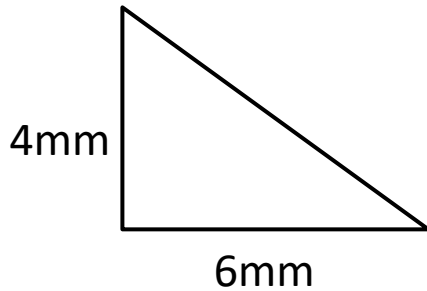


RIGHT TRIANGLE AREA SHEET 2

Work out the area of the following right-angle triangles.

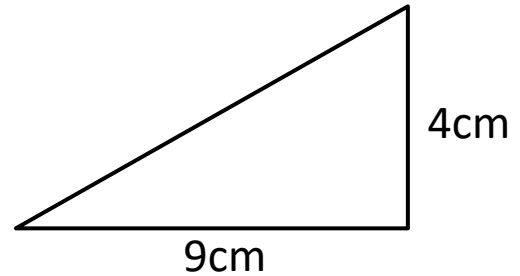
They are **not** drawn to scale.

1)



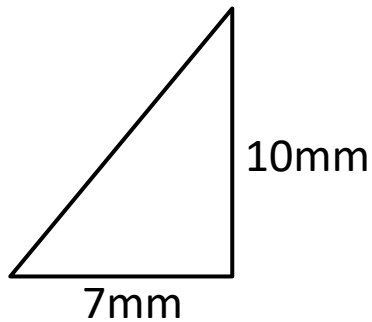
Area = _____ mm²

2)



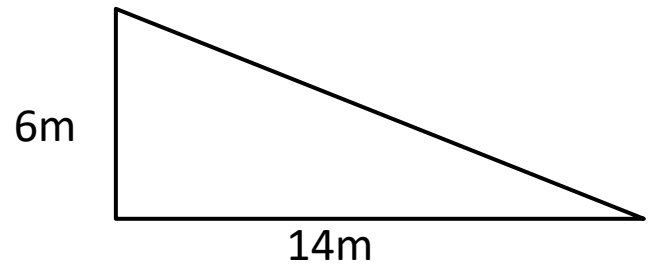
Area = _____ cm²

3)



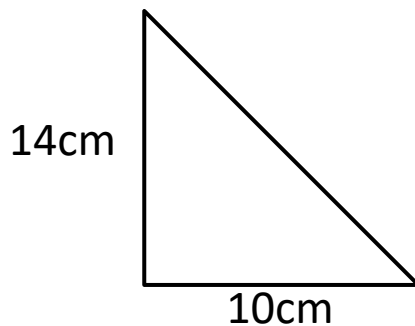
Area = _____ mm²

4)



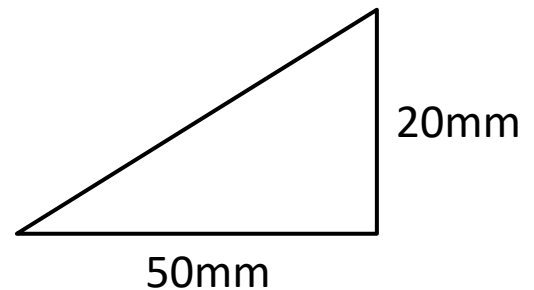
Area = _____ m²

5)



Area = _____ cm²

6)



Area = _____ mm²

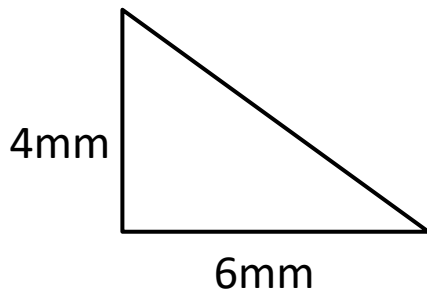
Handy hint:

The formula for the area of a triangle is $\frac{1}{2} \times \text{base} \times (\text{perpendicular}) \text{ height}$



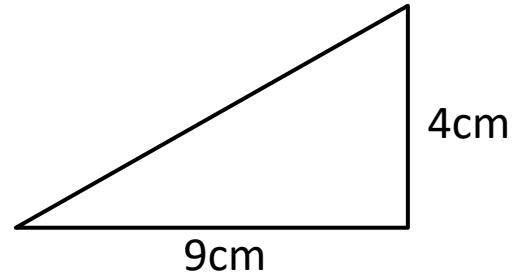
RIGHT TRIANGLE AREA SHEET 2 ANSWERS

1)



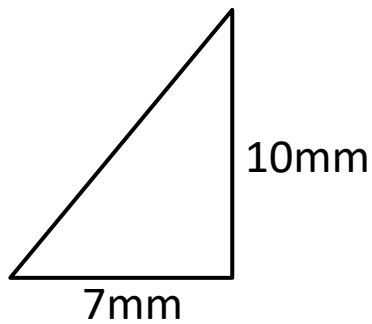
$$\text{Area} = 12 \text{ mm}^2$$

2)



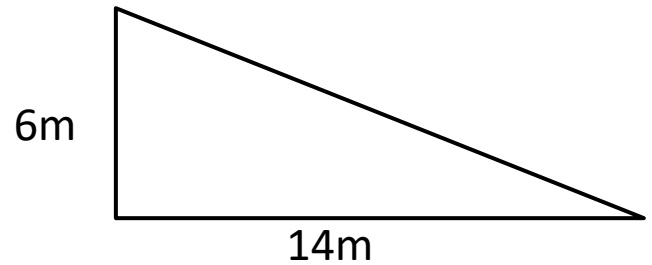
$$\text{Area} = 18 \text{ cm}^2$$

3)



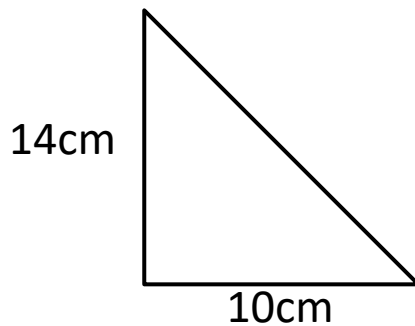
$$\text{Area} = 35 \text{ mm}^2$$

4)



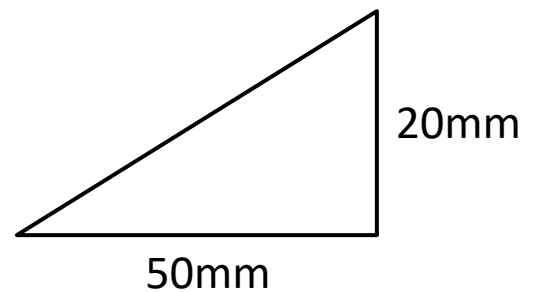
$$\text{Area} = 42 \text{ m}^2$$

5)



$$\text{Area} = 70 \text{ cm}^2$$

6)



$$\text{Area} = 500 \text{ mm}^2$$