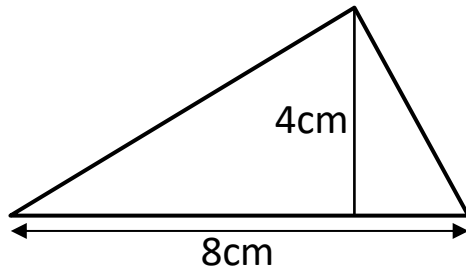




# TRIANGLE AREA SHEET 1

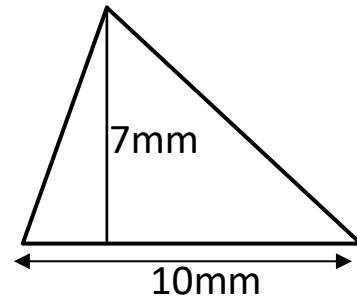
Work out the area of the following triangles. They are not drawn to scale.  
Use the formula at the bottom of the page to help you.

1)



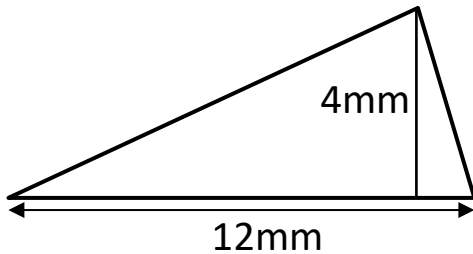
Area = \_\_\_\_\_  $\text{cm}^2$

2)



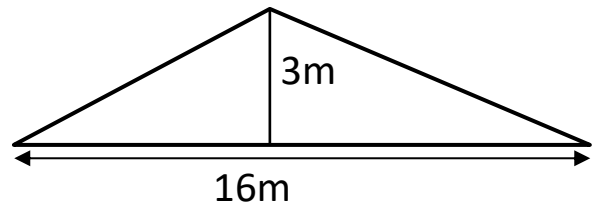
Area = \_\_\_\_\_  $\text{mm}^2$

3)



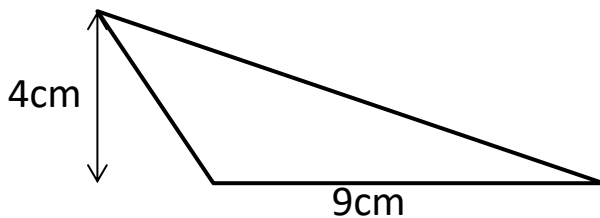
Area = \_\_\_\_\_  $\text{mm}^2$

4)



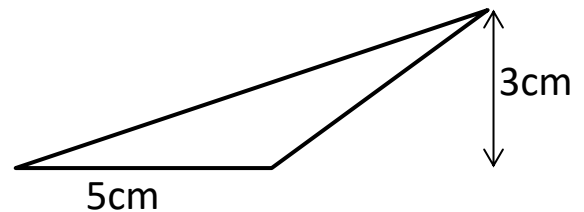
Area = \_\_\_\_\_  $\text{m}^2$

5)



Area = \_\_\_\_\_  $\text{cm}^2$

6)



Area = \_\_\_\_\_  $\text{cm}^2$

Handy hint:

The formula for the area of a triangle is

$\frac{1}{2} \times \text{base} \times (\text{perpendicular}) \text{ height}$

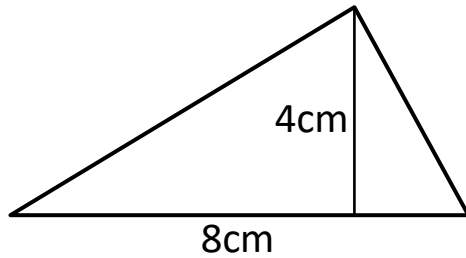
Name

Date



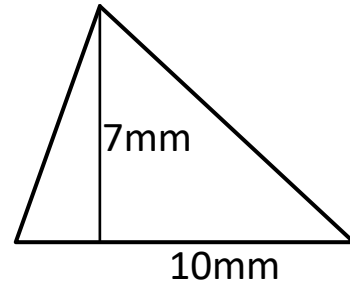
# TRIANGLE AREA SHEET 1 ANSWERS

1)



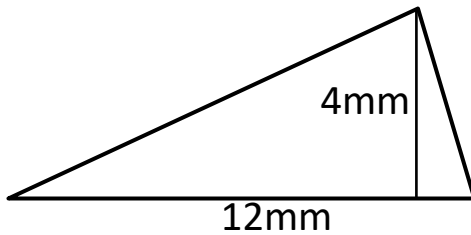
Area = **16** cm<sup>2</sup>

2)



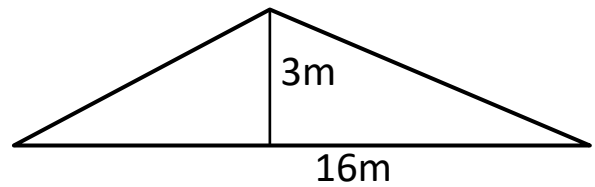
Area = **35** mm<sup>2</sup>

3)



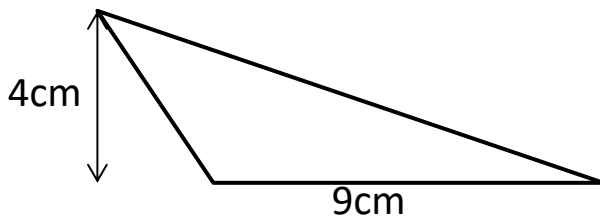
Area = **24** mm<sup>2</sup>

4)



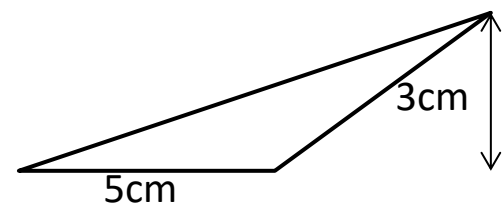
Area = **24** m<sup>2</sup>

5)



Area = **18** cm<sup>2</sup>

6)



Area = **7½** cm<sup>2</sup>