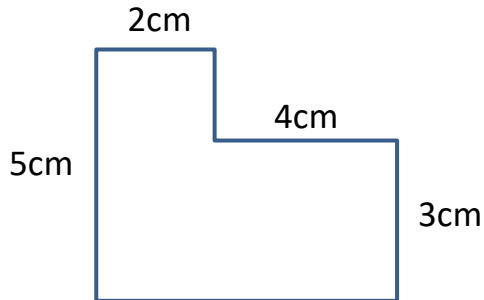




AREA OF RECTILINEAR SHAPES SHEET 3

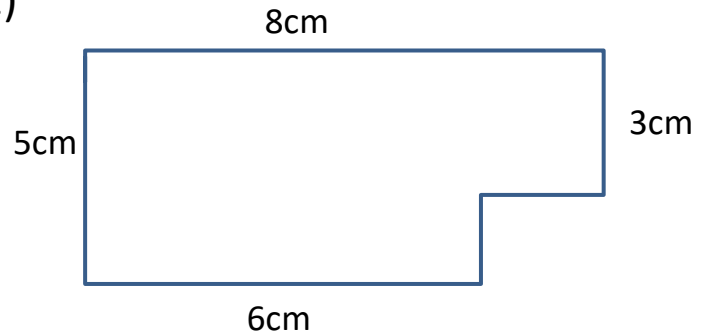
Work out the area of the following shapes (not to scale):

1)



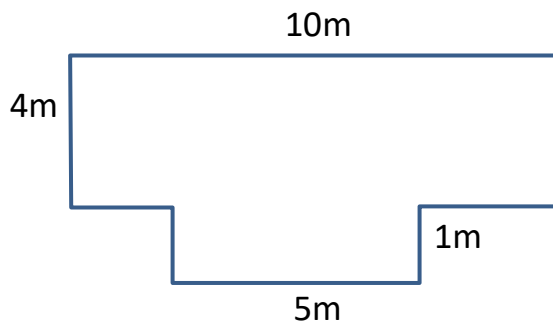
Area = _____ cm^2

2)



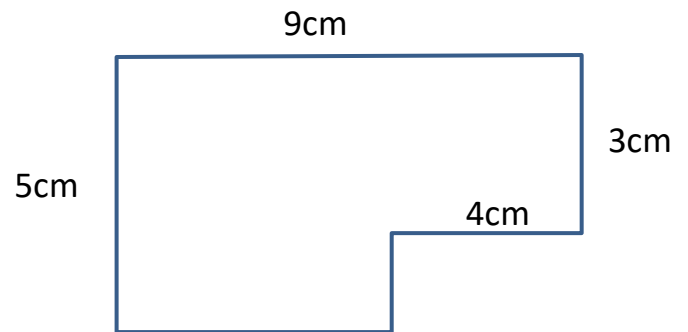
Area = _____ cm^2

3)



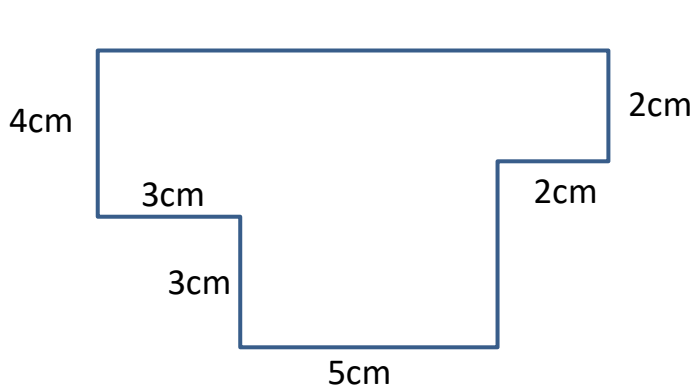
Area = _____

4)



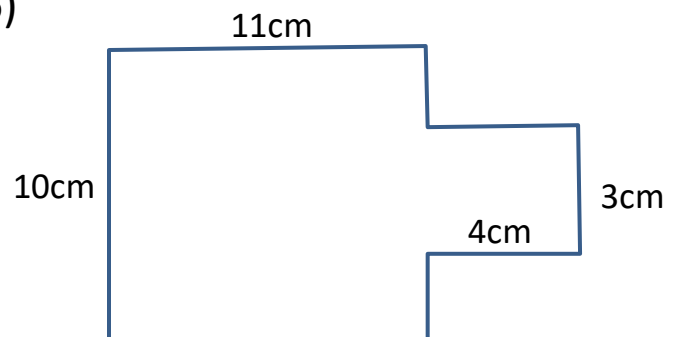
Area = _____

5)



Area = _____

6)

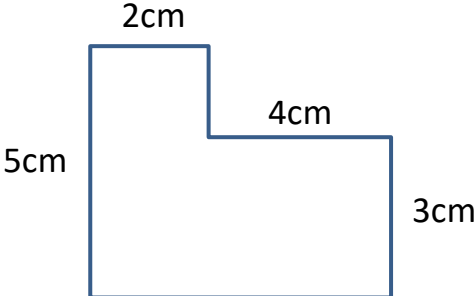


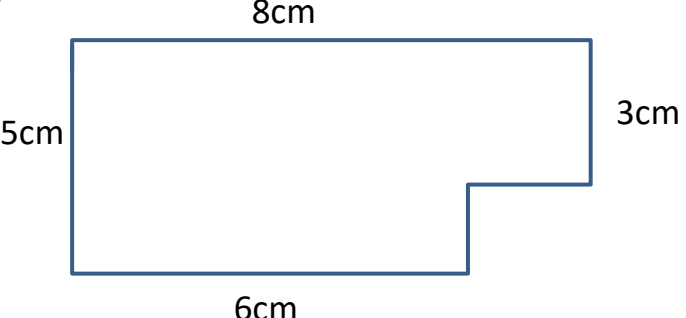
Area = _____

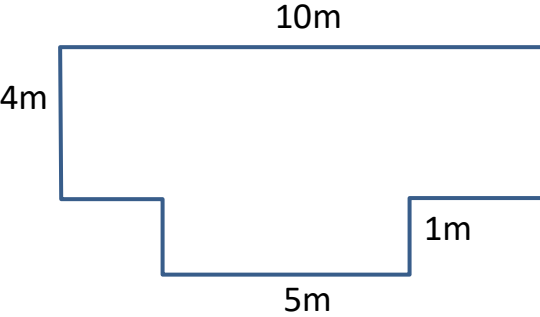


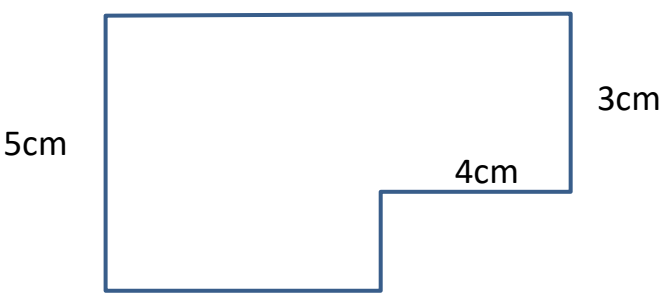
AREA OF RECTILINEAR SHAPES SHEET 3 ANSWERS

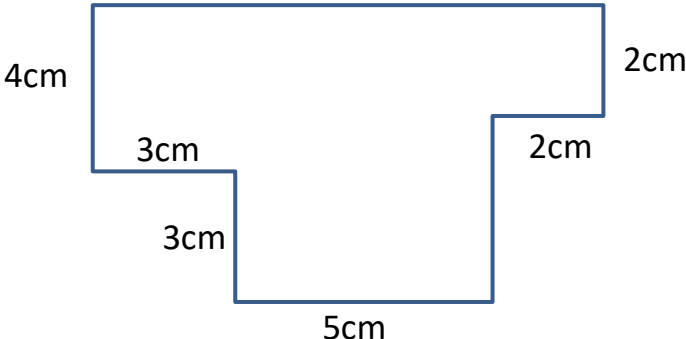
Work out the area of the following shapes (not to scale):

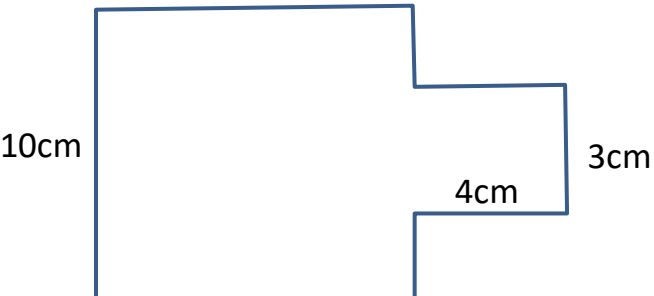
- 1) 

Area = $\underline{10} + \underline{12} = \underline{22} \text{ cm}^2$
- 2) 

Area = $\underline{30} + \underline{6} = \underline{36} \text{ cm}^2$
- 3) 

Area = $\underline{40} + \underline{5} = \underline{45} \text{ cm}^2$
- 4) 

Area = $\underline{25} + \underline{12} = \underline{37} \text{ cm}^2$
- 5) 

Area = $\underline{12} + \underline{35} + \underline{4} = \underline{51} \text{ cm}^2$
- 6) 

Area = $\underline{110} + \underline{12} = \underline{122} \text{ cm}^2$