

Name

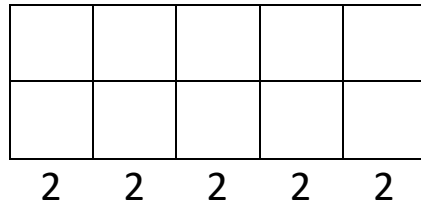
Date



# UNDERSTANDING MULTIPLICATION USING ARRAYS 3A

Look at these arrays and change them into multiplications.

Example

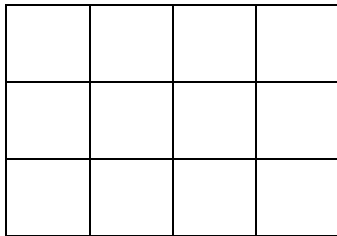


5

5

|  |
|--|
| $5 \times 2 = 10$<br>$2 \times 5 = 10$ |
|--|

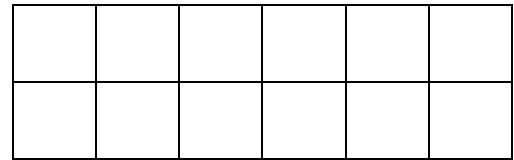
1)



\_\_\_ x \_\_\_ = \_\_\_

\_\_\_ x \_\_\_ = \_\_\_

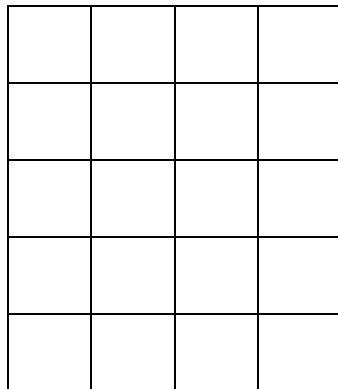
2)



\_\_\_ x \_\_\_ = \_\_\_

\_\_\_ x \_\_\_ = \_\_\_

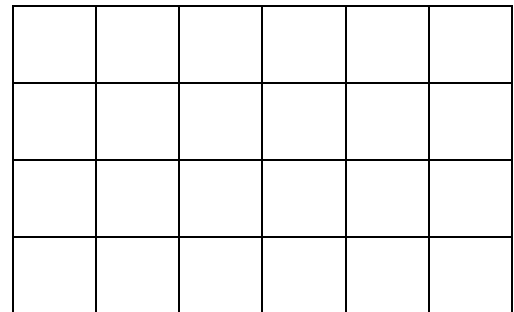
3)



\_\_\_ x \_\_\_ = \_\_\_

\_\_\_ x \_\_\_ = \_\_\_

4)



\_\_\_ x \_\_\_ = \_\_\_

\_\_\_ x \_\_\_ = \_\_\_



Name

Date



# UNDERSTANDING MULTIPLICATION USING ARRAYS 3A

## ANSWERS

1)

|  |  |  |  |
|--|--|--|--|
|  |  |  |  |
|  |  |  |  |
|  |  |  |  |

$$\underline{4} \times \underline{3} = \underline{12}$$

$$\underline{3} \times \underline{4} = \underline{12}$$

2)

|  |  |  |  |  |  |
|--|--|--|--|--|--|
|  |  |  |  |  |  |
|  |  |  |  |  |  |

$$\underline{6} \times \underline{2} = \underline{12}$$

$$\underline{2} \times \underline{6} = \underline{12}$$

3)

|  |  |  |  |
|--|--|--|--|
|  |  |  |  |
|  |  |  |  |
|  |  |  |  |
|  |  |  |  |
|  |  |  |  |

$$\underline{4} \times \underline{5} = \underline{20}$$

$$\underline{5} \times \underline{4} = \underline{20}$$

4)

|  |  |  |  |  |  |
|--|--|--|--|--|--|
|  |  |  |  |  |  |
|  |  |  |  |  |  |
|  |  |  |  |  |  |
|  |  |  |  |  |  |

$$\underline{6} \times \underline{4} = \underline{24}$$

$$\underline{4} \times \underline{6} = \underline{24}$$