

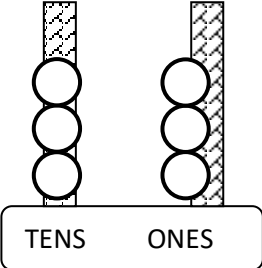
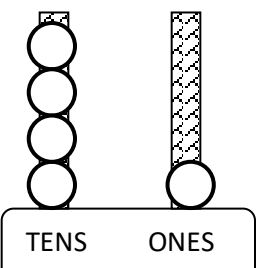
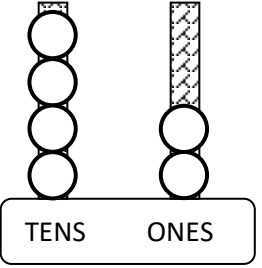
Name

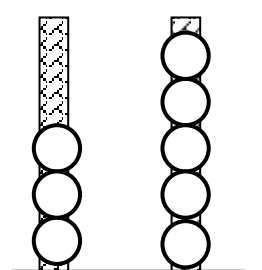
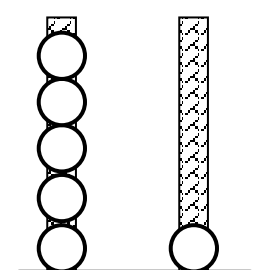
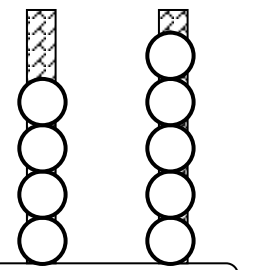
Date



PLACE VALUE: TENS AND ONES 4

Count the number of TENS and ONES and then put them together.
Remember to count the TENS first, then the ONES.

1) 	2) 	3) 
How many?	How many?	How many?

4) 	5) 	6) 
How many?	How many?	How many?

7) 3 TENS and 6 ONES	8) 1 TENS and 9 ONES	9) 4 TENS and 5 ONES
How many?	How many?	How many?

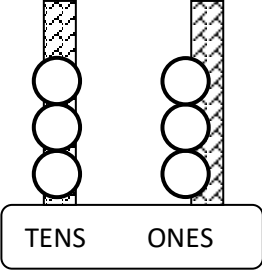
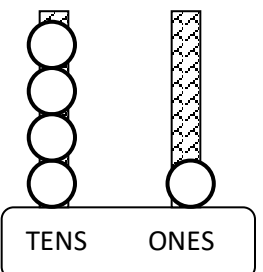
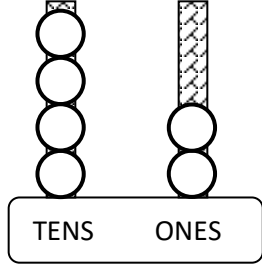
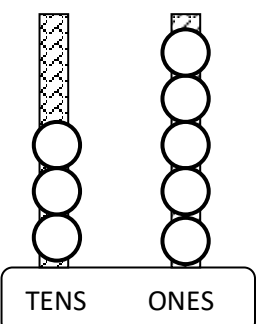
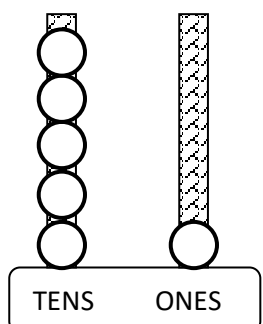
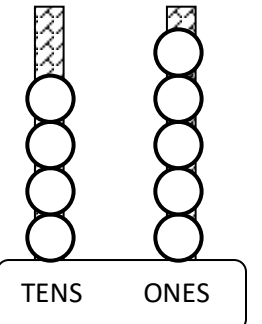
10) 5 TENS and 8 ONES	11) 8 TENS and 3 ONES	12) 6 TENS and 4 ONES
How many?	How many?	How many?

Name

Date



PLACE VALUE: TENS AND ONES 4 ANSWERS

1) 	2) 	3) 
How many? <u>33</u>	How many? <u>41</u>	How many? <u>42</u>
4) 	5) 	6) 
How many? <u>35</u>	How many? <u>51</u>	How many? <u>45</u>
7) 3 TENS and 6 ONES	8) 1 TENS and 9 ONES	9) 4 TENS and 5 ONES
How many? <u>36</u>	How many? <u>19</u>	How many? <u>45</u>
10) 5 TENS and 8 ONES	11) 8 TENS and 3 ONES	12) 6 TENS and 4 ONES
How many? <u>58</u>	How many? <u>83</u>	How many? <u>64</u>