




Name _____

Date _____



















CHRISTMAS SQUARE ADDING PUZZLE 4A

Each picture below has a value shown in the box beside it.

 0.4  0.5  0.2  0.6

Work out the total of each horizontal and vertical line of the puzzle.

				= 1.9
				= _____
				= _____
				= _____
= _____	= _____	= _____	= _____	

Name

Date



















CHRISTMAS SQUARE ADDING PUZZLE 4A ANSWERS

Each picture below has a value shown in the box beside it.



Work out the total of each horizontal and vertical line of the puzzle.

				= 1.9
				= <u>1.5</u>
				= <u>2</u>
				= <u>1.4</u>
= <u>2</u>	= <u>1.7</u>	= <u>1.3</u>	= <u>1.8</u>	