


Name

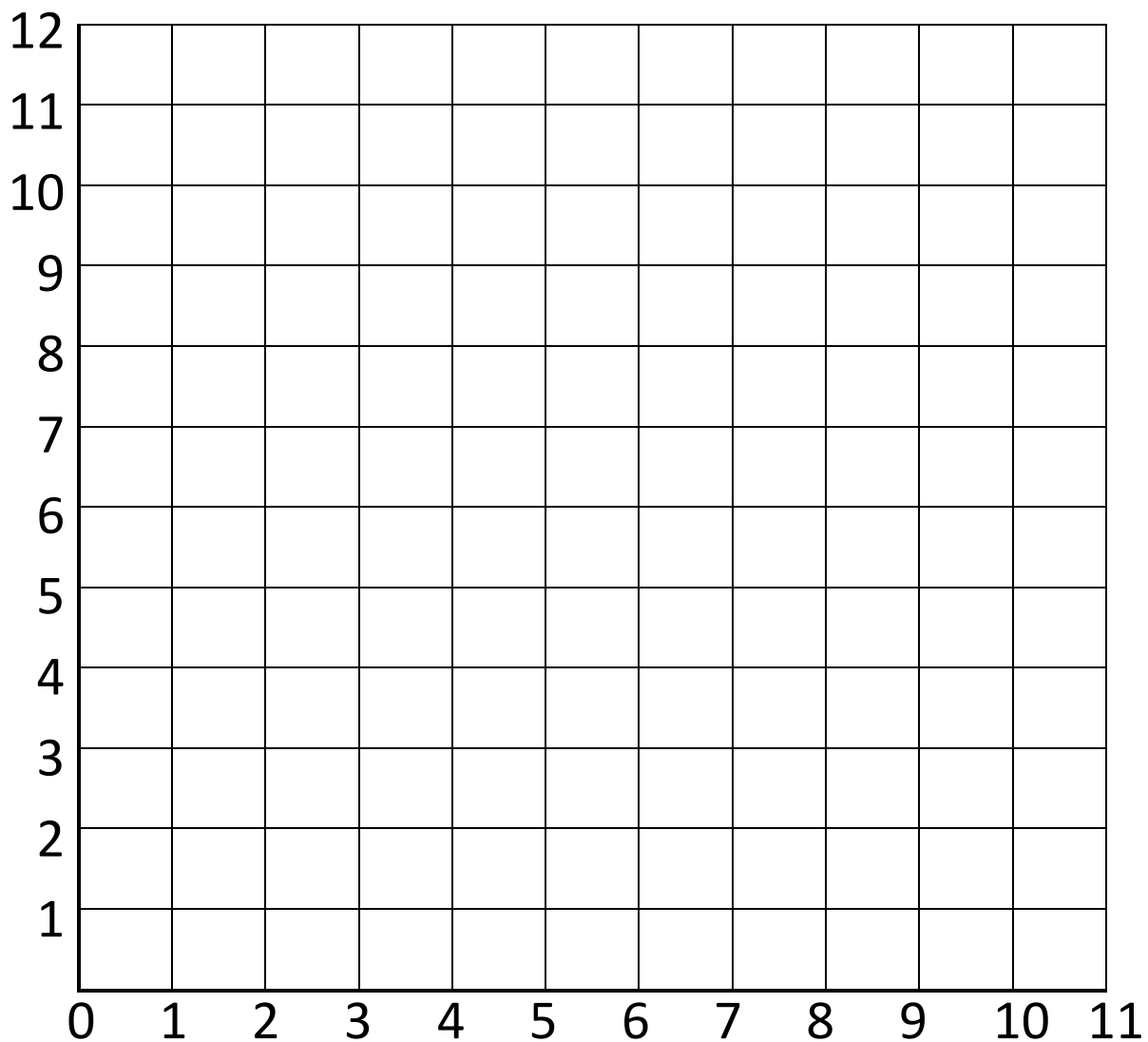
Date



HALLOWEEN COORDINATES 2


Mark and join these coordinates together, then shade in the shapes.

Set 1	White	(4,8) (3,8) (2,9) (2,11) (3,12) (4,12) (3,11) (3,9) (4,8)
Set 2	Red	(6,6) (5,7) (7,7) (6,8) (6,6)
Set 3	Green	(0,0) (11,0) (11,2) (7,1) (3,1) (0,0)
Set 4	Black	(0,4) (2,6) (5,5) (6,6) (6,7) (7,7) (8,8) (8,10) (10,11) (11,12) (10,9) (9,8) (10,7) (9,6) (9,5) (10,3) (7,4) (6,4) (5,3) (4,4) (3,3) (2,4) (0,4)
Set 5	Yellow	(0,10) (0,11) (1,11) (1,10) (0,10)
Set 6	Yellow	(5,9) (5,10) (6, 10) (6,9) (5,9)
Set 7	Yellow	(8,11) (8,12) (9,12) (9,11) (8,11)
Background	Blue	



Name

Date



HALLOWEEN COORDINATES 2 COMPLETED

Mark and join these coordinates together, then shade in the shapes.

Set 1	White	(4,8) (3,8) (2,9) (2,11) (3,12) (4,12) (3,11) (3,9) (4,8)
Set 2	Red	(6,6) (5,7) (7,7) (6,8) (6,6)
Set 3	Green	(0,0) (11,0) (11,2) (7,1) (3,1) (0,0)
Set 4	Black	(0,4) (2,6) (5,5) (6,6) (6,7) (7,7) (8,8) (8,10) (10,11) (11,12) (10,9) (9,8) (10,7) (9,6) (9,5) (10,3) (7,4) (6,4) (5,3) (4,4) (3,3) (2,4) (0,4)
Set 5	Yellow	(0,10) (0,11) (1,11) (1,10) (0,10)
Set 6	Yellow	(5,9) (5,10) (6, 10) (6,9) (5,9)
Set 7	Yellow	(8,11) (8,12) (9,12) (9,11) (8,11)
Background	Blue	

